

TRACKING OUTCOMES:

A Guide for
Civil Legal Aid Providers
& Funders



National Center *for*
Access to Justice

AT FORDHAM LAW SCHOOL

June 20, 2018

TRACKING OUTCOMES

A Guide for Civil Legal Aid Providers & Funders

JUNE 20, 2018



National Center *for*
Access to Justice

AT FORDHAM LAW SCHOOL

150 West 62nd Street, Suite 7-165
New York, NY 10013

ncforaj.org

justiceindex.org

THE NATIONAL CENTER FOR ACCESS TO JUSTICE AT FORDHAM LAW SCHOOL (NCAJ)

NCAJ is a law and policy organization at Fordham Law School that relies on data to support policy reforms that help people obtain justice in the courts. In *Tracking Outcomes: A Guide for Civil Legal Aid Providers & Funders*, NCAJ provides guidance to justice system stakeholders in New York City, New York State and across the country on the value of outcomes data in deepening understanding of civil legal aid. David Udell, Executive Director, and Amy Widman, Deputy Director, are the co-authors. Sara Ilyas provided research and writing support for the project.¹ NCAJ also helps to support the A2J Initiative at Fordham Law School, which is co-directed by David Udell with Matthew Diller, Dean of Fordham Law School, and Jonathan Lippman, Former NYS Chief Judge and Of Counsel at Latham & Watkins.²

THE PRO BONO TEAM: MORGAN LEWIS BOCKIUS, LLP

In developing *Tracking Outcomes: A Guide for Civil Legal Aid Providers & Funders*, NCAJ turned to friends at Morgan, Lewis & Bockius LLP, a law firm that has partnered with NCAJ on additional projects. The pro bono team at Morgan carried out initial research and drafted initial text for certain of the essays in the final report, provided assistance in the interviews, and also provided useful feedback on the project as a whole. NCAJ particularly appreciates the contributions of Lauren Carpenter, Lauren Cordrey, Liz Gary, Julie Goldemberg, Callie Kim and Kate Vasudevan, as well as oversight provided by Joe Fay, Zane Memeger, and Amanda Smith.

THE EXPERT ADVISORY PANEL: NATIONAL EXPERTS

This report could not have been prepared without the guidance of members of an expert advisory panel who participated in a series of six conference calls with NCAJ, and who provided additional input to NCAJ in offline conversations and in written comments. Their input was invaluable. NCAJ exercised authority over the final content of the report, but acknowledges the insights and wisdom of the panel. The experts are:

- Christine M. Fecko, General Counsel, IOLA Fund of the State of New York;
- Bob Gillett, Executive Director, Michigan Advocacy Program;
- Rachel Perry, Founder and Principal, Strategic Data Analytics;
- Rebecca L. Sandefur, Department of Sociology, University of Illinois at Urbana-Champaign; Associate Professor, College of Law, University of Illinois at Urbana-Champaign; Senior Research Social Scientist, American Bar Foundation; and,
- Jessica Steinberg, Associate Professor of Clinical Law, George Washington School of Law.

In addition to the role performed by the panel, the authors thank the following people who provided feedback on the draft report: Sandy Ambrozy, James Greiner, Alex Gulotta, Lynn Kelly, and Raun Rasmussen.

THE CIVIL LEGAL AID PROVIDER, FUNDER, AND COURT COMMUNITIES

While the civil legal aid providers, funders, and court officials who responded to our requests for information and who participated in our interviews are not partners in a formal sense, we are grateful for the time and effort so many people took to provide us with the information that is reflected in this report. At each turn we were impressed by the eagerness of these stakeholders to join us in searching for smart practices for using outcomes data, and by their willingness to be open with us about the cross-cutting incentives and challenges surrounding efforts to rely on outcomes data. We have sought to include the voices of providers, funders, and court officials as much as possible in this report.

THE NEW YORK COMMUNITY TRUST

The National Center for Access to Justice is especially grateful to the New York Community Trust for its support in making this project possible.

TABLE OF CONTENTS

- EXECUTIVE SUMMARY** [4](#)
- METHODOLOGY** [6](#)
- CURRENT LANDSCAPE** [8](#)
- ANALYSIS** [10](#)

- I. Unlock the Potential of Outcomes Data Today**
- A. Use existing outcomes data to deepen understanding, improve service, and educate the public..... [10](#)
- B. Move to “big goals” and client-centered measures to report outcomes [12](#)
- C. Combine outcomes with “big data” and other data sets [17](#)
- D. Build communication between funders and providers [22](#)

- II. Pursue Solutions to Harder Challenges in Tracking Outcomes**
- A. Track “systemic” outcomes [24](#)
- B. Secure feedback on outcomes [26](#)
- C. Partner with courts to improve outcomes data [29](#)
- D. Support holistic service by tracking outcomes [31](#)

- III. Preserve the Integrity of Outcomes Data at All Times**
- A. Improve the integrity of outcomes data..... [34](#)
- B. Manage the challenge of proving causation [36](#)

- CONCLUSION & RECOMMENDATIONS** [39](#)
- ENDNOTES** [40](#)

- APPENDIX**..... [A-1](#)
- Appendix 1: Recommendations, with Ideas for Implementation [A-3](#)
- Appendix 2: Outcomes Measures – Examples [A-7](#)
- Appendix 3: Sources Pertinent to Tracking Outcomes [A-61](#)

EXECUTIVE SUMMARY

In virtually all sectors of society, people are using data to improve what they do. Everyone, it seems, is interested in data and is searching for best strategies to draw on its power. The stakes are high in the civil legal aid community where strengthened advocacy can enable people to preserve their homes, their relationships with their children, their life savings, their physical and emotional well-being, and even their freedom.

Yet, in the civil legal aid community, awareness of the power of data is just beginning to take root. Traditionally, civil legal aid has been thinly funded with little infrastructure or capacity for tracking data and little consensus in the field as to what data should be tracked. Insofar as data are tracked, the focus in legal aid has traditionally been on “outputs”: the kinds of details that include the number of cases handled or the types of lawyering tasks performed. Only in recent years have leaders in the community begun to urge focusing increased attention on “outcomes”: the results obtained by clients and the larger impacts those results may have in our society.

The value of outcomes data is in its potential to enable legal aid programs to understand the impacts achieved through their work, to improve the quality of their work, and to help explain the value of their work to the public. Better data on outcomes, collected carefully and deliberately, is essential to accomplishing the goals of advocates, organizations, and clients and to determining whether those goals are in fact being achieved. Intentional pursuit of outcomes data also prompts a valuable consideration of the views of clients and of those who work with them in the social services sector about what defines success for clients.

If a mantra exists in some places for using outcomes data to understand, improve, and explain civil legal aid, it is not yet pervasive in the legal aid community in New York City or in the national civil legal aid community. Among civil legal aid providers and funders who are enthusiastic about outcomes tracking, there is little consensus on best strategies and models. And among skeptics, there are continuing concerns about the burdens of collecting data, the risks of over-reliance on data, the limited practical value of data, and more. To some extent, the lack of consensus suggests room for progress: everyone we spoke with saw value in providers, funders, court officials, and client communities learning about the priorities for each constituency and working together.

In *Tracking Outcomes*, we build on a series of interviews with leaders in the provider and funder communities to offer a snapshot of current perspectives on working with outcomes data. We also rely on insights provided by a panel of expert advisors (researchers, legal aid providers, experts in the use of data) and a review of the literature. We describe the conversations that are happening on the ground today about the leading issues in outcomes tracking, including the arguments for and against certain models and strategies, and the opportunities for moving forward with best practices.

In a first set of recommendations, we identify options for unlocking the power of outcomes tracking through practices that civil legal aid programs can pursue today. First, we gather and endorse suggestions for using existing outcomes data to deepen understanding, improve service, and educate the public. Second, we urge connecting basic outcomes findings to “big goals”: specific, mission-related, achievements that are important to clients, such as client safety, stability, family integrity, and more. Third, we recommend combining outcomes data with other data to understand and explain the importance of the work of legal aid programs. Fourth, we recommend increasing the level of communication between funders and providers both to increase the value of data collected and reduce the burdens inherent in collecting it.

In a second set of recommendations, we highlight the importance of pursuing solutions to harder challenges in tracking outcomes. Our recommendations include developing approaches for tracking “systemic advocacy”; securing feedback from clients and from other service recipients about outcomes they achieve; generating better court data on litigant outcomes; and developing systems to track outcomes for clients who are referred elsewhere for services for their multiple legal needs.

In a third set of recommendations, we underline the importance of preserving the integrity of outcomes data at all times. We recommend that providers adopt a culture that supports the exercise of care in gathering, organizing, and analyzing data. Second, we recommend that programs take steps to manage the challenge of “causation” – the fact that multiple factors may contribute to winning and losing cases, and an over-reliance on data can sometimes mislead audiences or produce skewed incentives. More fundamentally, the guide encourages a consideration of multiple research strategies, including randomized controlled trials, as part of its larger message in support of using outcomes data while being mindful of the complexities that surround it.

As the civil legal aid community works to draw on the power of outcomes data, this guide seeks to introduce the hard questions, capture the leading edge discussion about the answers, and explain, explore, and recommend best practices as a means of strengthening the funding and the provision of civil legal aid. The specific recommendations are set forth in the table below.³

I. Unlock the potential of outcomes data today

- a. Use existing outcomes data to deepen understanding, improve service, and educate the public
- b. Move to “big goals” and client-centered measures to report outcomes
- c. Combine outcomes with “big data” and other data sets
- d. Build communication between funders and providers

II. Pursue solutions to harder challenges in tracking outcomes

- a. Track “systemic” outcomes
- b. Secure feedback on outcomes
- c. Partner with courts to improve outcomes data
- d. Support holistic service by tracking outcomes

III. Preserve the integrity of outcomes data at all times

- a. Improve the integrity of outcomes data
- b. Manage the challenge of proving causation

METHODOLOGY

RESEARCH METHODOLOGY

Our research relied on surveys, interviews, conversations with a range of experts on measurement and on legal aid, a literature review, and consideration of measures currently being used by civil legal aid organizations. The “observation” section in each subpart of the guide draws from anonymized quotes gathered throughout this process.⁴ The work was carried out with the assistance of a pro bono team from Morgan Lewis & Bockius LLP and with periodic consultation with members of an expert advisory panel.

SURVEYS

Over the course of two weeks in Fall 2017, we invited legal aid leaders from 24 programs to answer questions about their use of outcomes data.⁵ We did the same with 17 funders of civil legal aid.⁶ The surveys were anonymous (so we may have received multiple responses from some institutions), but we invited respondents to volunteer their identity information. Participants were also invited to consult with their colleagues to answer the questions. We received 18 responses from leaders in civil legal aid programs, and 12 respondents provided the names of their legal aid programs. We received 17 responses from funders, and 10 respondents provided the names of their organizations.

INTERVIEWS

We conducted 36 interviews through Fall 2017 and Winter 2018.⁷ Of these, we conducted 23 with providers and 13 with funders. While the interviews focused on the use of data within civil legal aid programs in New York City,⁸ we also interviewed three providers in New York State (outside of the City) and five in other parts of the country. Interviews were generally held to an hour and most often conducted in person at the organization by two or more interviewers drawn from NCAJ staff and from the Morgan Lewis Bockius, LLP pro bono team partners. Questions were geared toward understanding the organization’s activities in tracking and using outcomes data, its perspective on the pros and cons of using outcomes data, and its interests in learning more about outcomes data.

LITERATURE REVIEW

We supplemented the surveys and interviews with a review of the literature on outcomes measurement, including articles focusing on outcomes measurement in the context of civil legal aid. We also reviewed studies drawn from outcomes data. The appendix contains a full bibliography of resources reviewed for this report.

EXAMPLES OF OUTCOMES MEASUREMENT

Our research included an initiative to gather sets of measures that providers and funders are relying on to track outcomes in New York City and in other parts of the country. The nine sets of measures contained in the appendix were chosen because they are new, comprehensive, and/or influential in some other respect.⁹

Our research also took into account an “Outcomes Catalog” containing nearly 500 measures collected by the Legal Services Corporation (“LSC”). The Catalog is presented on the LSC website as part of LSC’s “outcomes toolkit.”¹⁰ LSC produced the toolkit to help implement an LSC funding requirement that asks programs to confirm, as part of their grant applications, that they have adopted a methodology of their own selection to track outcomes data in extended service cases.¹¹ In addition to the Catalog, the toolkit offers videos introducing outcomes measurement and highlights four legal aid programs’ experiences with tracking outcomes.¹²

DEFINITIONS

It is a big change for civil legal aid programs to track outcomes. To start, a common vocabulary is required. Developing that vocabulary begins with considering the meaning of “inputs,” “outputs,” “outcomes,” “measures,” and “indicators.”

Inputs are things that allow civil legal aid programs to be productive. For example, the number of lawyers in an organization is an input. Many other inputs are important as well, ranging from features of the office and the organization’s funding, to features of the courthouse, to features of the law itself.

Outputs are things that civil legal aid programs produce using inputs. Outputs include the numbers of people served, numbers of matters handled, and numbers of each type of services performed (for example, advice, brief service, traditional representation). Outputs also include the specific actions performed by attorneys (for example, numbers of motions filed, settlements procured, and hours spent on cases). Providers and funders have traditionally tracked a broad range of outputs, since both share an interest in knowing “how much work a program does.”

Outcomes are the consequences, impacts, or effects of the services provided. Outcomes may be viewed in terms of the results achieved for individuals, families, communities, or even for the larger society and the law itself. Outcomes can include the legal result in cases (for example, the wins, losses, dismissals); the specific achievements (i.e., the tenant can remain in the apartment for three weeks, the amount of rent owed is reduced); the change of status in a client’s life (for example, the family moves to a safer home); the impacts on a community (for example, the homeowner stays in the home which helps to stabilize market values in a neighborhood); and the impacts on the law itself (for example, a decision announces a new legal principle).

Measures are what they sound like: specific concepts that, if established through findings, document phenomena as observed or otherwise quantified. Inputs, outputs, and outcomes can, in theory, be measured.

However, theory only goes so far. Some outcomes do not have readily available measures, so to determine their existence requires relying on approximate measures. Thus indicated, if not exactly measured, these outcomes can still be considered established. An indicator is like a measure, but rather than treating the measured data-point as an end in itself, the indicator treats the data-point as an indication of some other concept that is important to establish but less amenable to direct measurement.

For example, if a legal services lawyer succeeds in preventing a client’s eviction, the program could report on the outcome in several different ways. The program could report on simply having “prevented eviction” (a case “decision outcome measure” commonly used by funders).¹³

Or the program could report on the client’s answer to a question as to whether the client feels more secure following the receipt of legal assistance (a “perception outcome measure”).

The program could also treat the decision outcome measure and/or the perception outcome measure as indicators of a different outcome that is useful to consider but harder to measure, such as the following: the client’s living arrangement is more secure. This last outcome is less connected to the measured data-point but reflects the program’s conclusion based on the data, and it may be useful in helping stakeholders understand a concept of potentially larger significance surrounding the work done by the program to prevent evictions.

THE CURRENT LANDSCAPE

In New York City, across the country, and around the world, people risk their homes, their physical and psychological safety, their rights as parents, their jobs, their savings, even their food, medicine and basic security because they are unable to resolve civil legal disputes. As a consequence, families unnecessarily become homeless, and people become injured, ill, isolated, hungry, and fall into greater debt. Some may even slip into the criminal justice system.

Civil legal aid is important. In the face of these risks, civil legal aid programs perform a vitally important role. Whether acting on behalf of individuals or groups, advising people about their rights or representing them in cases, relying on attorneys or non-lawyer paralegals, working independently or in coalitions, or carrying out dozens of other important roles, civil legal aid programs help to solve high stakes problems in people's moments of greatest need. Their work changes lives for individuals and often for entire communities. One legal aid lawyer in a courtroom that previously had none can change the dynamic between the powerful and the vulnerable, both in the courthouse and beyond. Legal aid work is heroic, it is under-sung, and even a minimal introduction to it is a reminder of how difficult, and also important, it can be.

New York City's adoption of a universal program to assure legal representation to low income tenants who are facing eviction in housing court is a new and path-breaking development.¹⁴ It requires a multi-year phase in that is under way as of the writing of this report. Still, it is evident that in most places and in most practice areas, too many people will continue to go without legal aid in the foreseeable future. Indeed, research shows that the need is greater than is visible, since many people do not come forward with their legal problems because they assume their concerns are not legal in nature and not amenable to legal solutions.¹⁵ Unmet need across multiple practice areas including housing remains substantial in the City, the state,¹⁶ and the country.¹⁷

Providers. Dozens of civil legal aid programs operate in New York City, offering services in multiple practice areas, providing differing levels of service, and selecting their clients based on differing intake models. Practice areas include housing, foreclosure, consumer, family, employment, maintenance of subsistence benefits, and many more. Services include advice and counseling, brief assistance, traditional representation, pro bono assistance, public education, and more. Intake models sometimes target specific client populations, often focus on people living in specific zip codes, and in most instances make eligibility contingent on having incomes that are beneath either 200% or 125% of the federal poverty line (the latter level governs services funded by revenue distributed by the federally funded Legal Services Corporation).

Funders. Dozens of funding entities support the delivery of civil legal aid in New York City, including governmental funders at the federal, state, and city levels of government, and many private funders, both philanthropic institutions and individual donors. In New York City, a few large institutions that are significant funders of civil legal aid, have also been significant influences on programs through their approaches to tracking outcomes data. We describe these funders below: IOLA, the LSC, the NYC Human Resources Administration, the New York State Judiciary, Robin Hood, and the New York Community Trust.

- The New York State Interest on Lawyer Account Fund ("IOLA"), uses outcomes measures that have served as an important shared reference point for providers and funders of civil legal aid in New York City.¹⁸ IOLA makes grants to providers in the City and in the State. IOLA's measures are used not only in New York, but also have been borrowed and/or adapted for use by some providers and funders outside of the State. Staff of IOLA were interviewed by NCAJ for this report and IOLA's general counsel served as a member of the expert advisory group that provided input to NCAJ for the project.

- LSC, the largest single funder of civil legal services in the United States, provides grant support in New York City to a single grantee organization, Legal Services for NYC, which provides civil legal assistance to low income individuals in neighborhoods across the City. In recent years, LSC has encouraged recipients of LSC funds to collect and present data on outcomes in addition to data on outputs that the programs have traditionally recorded and provided to LSC. LSC has posted materials on its website to guide programs on tracking outcomes to improve client service, enhance program management, and enrich public understanding of civil legal aid.¹⁹ Currently, LSC programs are required to assert to LSC that they are tracking outcomes in extended service cases when applying for LSC funds and “to explain how they are using outcomes tracking in extended service cases to manage towards their strategic goals.”²⁰
- The Office of Civil Justice (“OCJ”) at the Human Resources Administration in New York City administers City-funds that support the provision of civil legal aid. To date, OCJ has relied on measures originally adapted from IOLA’s measures to track outcomes in eviction cases. However, OCJ is considering new measures for this purpose as part of the implementation of the new universal access law.²¹
- The Office of Court Administration (“OCA”) in the New York State Unified Court System is another significant funder of civil legal aid in New York City. Currently, OCA does not require its grantees to track data on outcomes but rather since 2012 has required civil legal aid grantee programs to submit narratives of outcomes related to the “essentials of life:” housing, family matters, access to health care and education, and subsistence income. Twice a year, OCA requires its grantees to respond to a questionnaire seeking “program highlights” which may include representative stories, descriptions of collaborations, and discussion of outreach efforts related to outcomes in the essential areas.
- The Robin Hood Foundation provides grant support to some civil legal aid programs in New York City. The organization employs a distinctive approach to measuring outcomes. It asks for reporting on the activities performed by lawyers and the favorable or unfavorable legal decisions obtained. Robin Hood assigns dollar values to those outcomes based on their cash value (e.g. maintenance of an entitlement) or their anticipated health impact (e.g. prevention of homelessness) for the client. Where possible, those estimates are based on underlying studies in which researchers relied on randomized controlled trial methodology.²²
- The New York Community Trust (“NYCT”) provides grant support to organizations promoting effective and fair justice systems, providing legal representation and information in civil law areas that are otherwise under-funded, and/or identifying ways to increase New Yorkers’ access to justice and legal solutions. NYCT is a funder of research, advocacy, and direct services and has long been interested in outcomes achieved through the provision of civil legal aid. New York Community Trust funded the development of this Guide.

ANALYSIS

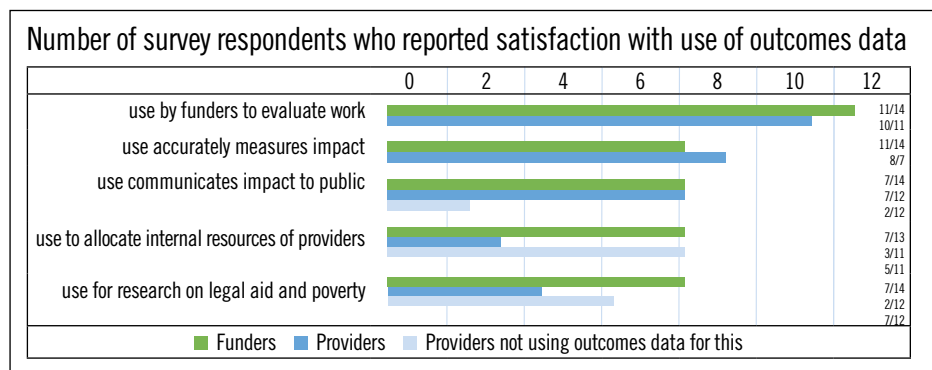
In this Guide, NCAJ introduces and analyzes leading-edge issues in outcomes tracking that are important to providers and funders of civil legal aid in New York City. In the first section, the Guide explains opportunities for doing more with outcomes tracking today. In the second, it focuses on pursuing solutions to harder challenges with tracking outcomes. In a third section, the Guide highlights fundamental aspects of working with outcomes data that are important at all times, especially the preservation of data integrity.

I. UNLOCK THE POTENTIAL OF OUTCOMES DATA TODAY

A. Use existing outcomes data to deepen understanding, improve service, and educate the public

1. Background

In New York City, civil legal aid providers are using outcomes data to deepen understanding of their work, to strengthen their work by adjusting the services they deliver, and to explain their work to others. Although programs described using outcomes data in these ways, only a few programs provided examples of doing so, and the use of outcomes data by civil legal aid programs appears not yet widespread in New York City. Through the initial survey of providers and funders we obtained answers identifying important themes that informed our thinking and helped to guide the interviews we carried out with legal aid leaders and funder program officers.²³



2. Observations

“It is best to combine intuitive gut evaluations with hard data. Numbers tell one story, narratives tell another.”

Supporting Narratives with Numbers. Providers and funders speak of the importance of civil legal aid in multiple settings and through media, including by making informal remarks, issuing press releases, posting on social media, publishing annual reports, and writing grant proposals. These narratives tell compelling stories and are a rich source for understanding impact. Some providers are using outcomes data to go beyond the narratives, reporting on the numbers of people who preserved their apartments, the amounts of money saved for clients and for communities by securing benefits, and ways in which advocacy enables families to stay together.²⁴ One funder observed, “it is best to combine intuitive gut evaluations with hard data. Numbers tell one story, narratives tell another.”

Adding new measures. Some providers look to their own outcomes data (beyond what their funders ask them to track) to gain an understanding of nuances not captured by funders’ outcomes measures. For example, one program added a field to its software, incorporating into its reporting a subjective measure that labels an outcome

not only as “favorable” or “unfavorable,” but also as “in between.” The new field allows the program to learn that a positive result has been achieved in the client’s life, even though at a first level of analysis, the decisional outcome, i.e., losing the apartment, is adverse.

Using data to reallocate staffing and other resources within the organization. Over time, transparent collection and internal distribution of data can prove useful across the organization to better understand staff and program performance, ultimately improving outcomes for clients. Some providers advised us that they rely on outcomes data as a factor in staff evaluations, but never mechanically. Rather they treat outcomes data as a data point alongside other data points, so that outcomes do not dictate evaluation results. One director explained that management at his organization “doesn’t believe that every negative outcome is bad. Every time we talk to staff about outcomes, we say that losing cases is o.k.— we want people to take hard cases and to take risks.” Outcomes data is a resource to begin conversations, and must not be relied upon exclusively given the many diverse factors that determine outcomes in civil legal aid programs.

Flagging emerging trends. One organization has developed an informal data collection process enabling staff to flag emerging trends in the office. By designating a unique hashtag for use in case management, staff can learn from one another when designated scenarios arise in cases handled across the office. The organization periodically reviews hashtag usage to assess whether data is emerging that should be formally incorporated into the organization’s overall system for data collection. The process helps track outcomes as well as other phenomena. Staff report that the use of hashtags in data collection has identified important issues for the organization to investigate. For example, one hashtag was tracking whether a client had a problem with bedbugs, which encouraged more advocates to inquire about and respond to the problem.

Confirming trends. Some legal aid programs told us they do not yet analyze outcomes data to identify trends. However, even this group acknowledged that outcomes data can confirm trends originally identified anecdotally and through staff meetings. A member of our expert advisory panel described how resources can be selectively directed to particularly hot spots to respond to emergent needs based on data showing that more cases are being brought against low income people and more people are losing cases in those hot neighborhoods over a given period of time.

Continued commitment. Many providers cited the power of outcomes data to identify trends, but emphasized that the key to the use of the data for this purpose is the organization’s flexibility, particularly its willingness to change measures, as needed. One provider established a staff-led committee that continually monitors how outcomes tracking is working, engaging in ongoing dialogue with staff about the findings, tweaking its approach and criteria along the way as new ideas and new client scenarios arise. Another program holds quarterly meetings to identify and review data trends.

Researchers. Some providers are collaborating with researchers in universities to explore connections and trends uncovered through outcomes tracking. Universities are often welcome collaborators. For example, one organization worked with students at a nearby university to try to capture outcomes achieved by consumers who made calls to a hotline. Another organization is currently collaborating with a university to compare outcomes between those who receive brief service and those who receive full representation. Establishing collaborative relationships between legal aid programs and academic researchers can be complicated. Finding the right academic department for the type of research that is needed is important.²⁵

3. Recommendations²⁶

- a. **Use outcomes data** – Rely on outcomes data reported to funders to deepen understanding, improve service, and explain the value of legal aid to new audiences.
- b. **Identify trends** – Monitor outcomes for patterns that point to changes in legal needs in the low income community, including by correlating findings with data sets held by social services organizations.
- c. **Go deeper with research partners** – Pursue research in collaboration with social scientists and others.

B. Move to “big goals” and client-centered measures to report outcomes

1. Background

Traditionally, civil legal aid programs (and funders) have used data to learn about inputs and outputs, as distinct from outcomes. The measures used by the programs have typically tracked such readily quantifiable features as level of staffing, nature of services performed, number of instances of service provided, and number of people served.

This emphasis on outputs helps to demonstrate that a lot of work has been done but it can make it hard to communicate with people and institutions outside of the field about the importance of the work, even though engaging such audiences may be critically important to securing essential funding and strengthening the legal aid bar. People who are not already part of the legal aid community are not generally inspired by numbers of cases and types of activities performed.

In an effort to capture and convey more useful information about the impacts of civil legal aid, communities in New York and across the country have been developing outcome measures.²⁷ However, because there are many funders and many providers, some of the sets of measures are themselves quite varied.

Variation is natural, as certain programs will need to track very specific outcomes. However, when programs are reporting many similar but different data-points to many different funders, significant administrative burdens can be generated. Also, the lack of a comprehensive set of measures means that findings cannot easily be compared from one community to the next, or one program to the next, and that larger patterns in clients’ needs and outcomes may not be as discernable as would otherwise be possible and useful.

In recent years, some civil legal aid programs, and/or the larger networks of providers and funders surrounding them, have begun to reconsider their missions, activities, and accomplishments, and to intentionally identify a set of “big goals” that capture what they are trying to achieve through their work. This is happening not only in the civil legal aid field, but also in other fields, such as education and medicine. It offers a way of aligning goals within a program, focusing findings on the things that possibly matter the most, and establishing common purpose even across a community of providers and funders.

One approach, commonly termed a “logic model,” relies on the premise that programs, and potentially larger communities (including not just the larger legal aid and funder community, but also the social services sector and others), aspire to accomplish big goals on behalf of clients or service recipients, and that a logical connection can be identified between the specific tasks performed by each staff person in the program or community, and those big goals.²⁸ The exercise of identifying big goals can also help staff to understand their roles and the particular measures important to achieve. For example, big goals important to civil legal aid programs might include increasing the clients’ financial security, stabilizing housing, keeping children in school, or staying in a neighborhood that is safer.

Reporting on the achievement of the big goals still turns on ensuring that the underlying measures focus on outcomes important to clients. Outcomes are tracked against sets of measures established by the providers and/or funders, and those measures themselves may need to be updated and modified to do a better job of focusing on outcomes that meaningful to clients, as contrasted with tasks that are viewed as defining the work done by lawyers. An exercise to identify big goals can sometimes reduce complexity and burden associated with traditional measures that, having developed less reflectively over time, may embody values traditionally important primarily to lawyers.

2. Observations

The reaction to the “big goals” exercise from the civil legal aid lawyers we interviewed was positive. Some legal aid programs had already carried out a similar exercise within their own organizations to identify their big goals and to strengthen their own sets of outcome measures. Others were beginning to consider tracking outcomes in this way. Others had not considered this approach but could see potential value in pursuing it. In some parts of the country, communities had gathered together to pursue a big goals approach involving multiple providers and funders.

Implementing a big goals approach. In New York City and nationally, the civil legal aid field would benefit from investing additional time and energy into a process not only to establish a broader consensus on big goals within and across programs, but also to help clarify and establish specific measures that will facilitate more accurate tracking of outcomes. Some of the potential value would be internal to the organization and its staff. The “big goal” exercise encourages strategic planning and benchmarking. It can also help to establish a sense of ownership by legal aid program staff over their respective roles in furthering the mission of the organization, as well as over the data that would be likely to become important to individuals’ understandings of their progress in carrying out their jobs. It can help organizations gauge their impact more accurately, and to adjust their services so as to increase their impact accordingly. It can help organizations find new allies and create new partnerships that integrate efforts.

Identifying big goals. Deciding on the big goals can help lawyers think about their work from a different perspective and then focus on accomplishing goals that aren’t easily understood from data on the number of legal matters handled or decisions obtained. Identifying big goals starts with a program considering how it hopes its work will affect the lives of the people and the communities it serves. Often these goals are part of a program’s mission or strategic vision, and include examples such as: safety, financial stability, home preservation, access to education and work, good health and access to healthcare, and access to justice. A program might have other big goals: one program added a big goal that captured procedural justice values such as the “client’s perception of his or her self-empowerment.”

Connecting each big goal with its associated outcome indicators. Once a program has identified the big goals that are important to its mission, the next step is to re-sort the measures it uses to track outcomes. For example, IOLA’s outcomes measures are currently sorted by practice area. It is possible to re-sort IOLA’s measures in the big goal framework as well (i.e., mixing multiple practice areas to group indicators by big goal). For example, two measures currently sorted under IOLA’s “consumer outcomes” are “avoided or delayed utility termination, or secured utility services” and “obtained protection from financial services.” These are outcomes one might track when helping a client with a consumer law dispute, but the service provided also helps the client accomplish the big goal of “safety.”

Example: An IOLA Measure Re-sorted Under “Big Goal”	
“Consumer” Avoided or delayed utility termination or secured utility services	“Improved safety” Client obtained, restored, or preserved utilities

Re-sorting to track big goals can rely on existing case management systems. Significantly, re-sorting outcome measures does not have to mean changing current case management systems. Rather it can be done as a second-level tagging of existing data points reported against existing measures (for example, IOLA measures, or the LSC measures in the “case service reporting” (CSR) process, and other funder requirements). A computer program can link such concrete outcomes as winning the right to stay in an apartment with the big goal of stabilizing a client’s life.

Editing outcome measures to be client-centered. During our interviews, some legal aid leaders expressed frustration over current indicators that are seen as too legalistic to be much use when trying to communicate the impacts to non-lawyer stakeholders such as funders, politicians, and the general public. As one provider said: “IOLA outcomes don’t capture impact in a translatable way. I can tell you how preventing evictions is great, but how does that translate for non-lawyers.” Interviewees suggested making measures more client-centered as a means of helping providers communicate the importance of their legal work more effectively to others. Editing for client-centeredness can be accomplished partly through an intentional thought-exercise, but can be facilitated and deepened by consulting with clients and with the staff of social services organizations that work closely with client populations.

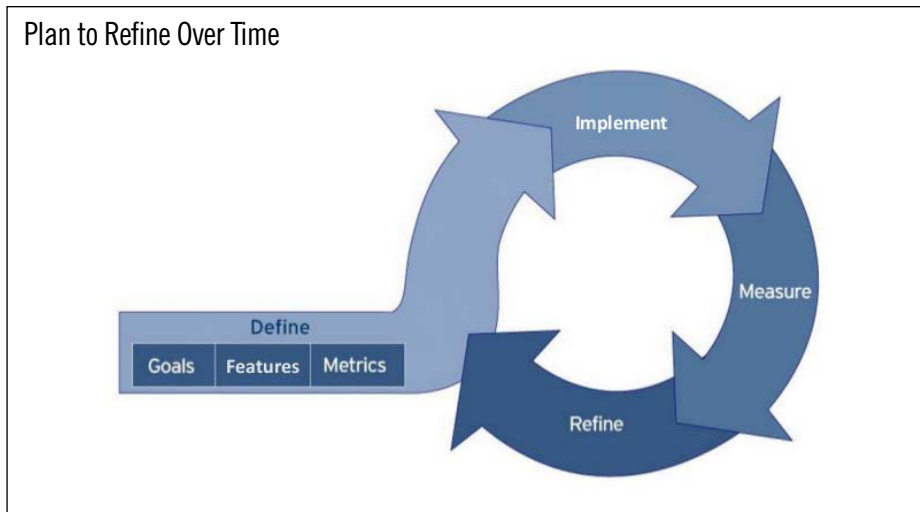
Building outcome measures that reveal the most meaningful consequences. Programs should consider changes to measures that will help to highlight the most meaningful consequences of legal interventions. For example, IOLA’s measure for the family law legal outcome “obtained guardianship or adoption of dependent child” could be edited to say “the child enrolled in a new school as a result of guardianship or adoption.”

Reducing administrative burden. In changing measures to track client-centered outcomes, programs will want to consider the level of knowledge the legal aid program is likely to possess about the consequences of its advocates’ work. Not every lawyer will know that guardianship led to a better school placement and programs cannot be expected to do extraordinary research. But sometimes the consequences will be inherent and apparent in the work (or readily accessible by asking the client), and the “big goals” exercise offers an occasion to re-think what is knowable. It also offers the opportunity to identify and remove non-essential measures, which can help to streamline tracking while maximizing its value.

Partnering with funders. Funders are likely to support the big goals exercise. One funder explained that such a process might help “shift lawyer brains around to a more institution-building mindset.” Staff of IOLA advised us that IOLA intends to move toward a web-based system that will be able to provide the community with more analysis of raw data through multiple “lenses”—for example, analyzing outcomes by case type or by geographic region. Staff also indicated that IOLA is supportive of providers and funders working collaboratively toward selecting “big goals” that could provide another lens through which the raw outcomes data could be presented, while recognizing that the “big goals” process described in this guide might require some changes to the wording of IOLA’s current outcomes measures both to highlight outcomes from a client-focused perspective and to link outcomes more naturally to the “big goals.”

Engaging the staff. The logic model exercise with its focus on big goals can inspire staff to think proactively (instead of reactively) about the role of outcomes data in advancing the work. A data analyst in one organization that serves as both a provider and a funder explained to us that after completing interviews with every staff person, he was convinced that each person had come to understand his or her specific role in helping to advance the mission of the organization.

Establishing a circle of learning. Once the initial process has been completed, a virtuous loop is created in which the organization can use its outcomes data more effectively on an ongoing basis to sharpen its vision and strategy, even as it also sharpens its data collection. One legal aid leader explained, “data allows us to continuously ensure we are stewarding this organization to best serve our clients.” Through its initiative, the organization learned that



[“Visualizing Your Data Through Dashboards.”](#) Courtesy of Laura Quinn, Idealware, Legal Services National Technology Assistance Project, November 12, 2014 (slide 44). This image portrays the “virtuous loop” of data collection.

it could remove measures that were almost never being used, and could add new measures to evaluate its progress toward the big goal of “assuring access to justice.” The organization added explicit measures to track clients’ language access needs and disability needs, even though its staff were already helping clients to secure interpreters and disability accommodations. Tracking these tasks as explicit outcomes “signaled [their] importance,” sharpening efforts of staff across the organization.

One executive director explained: “[the organization] now sees clients’ case results as relating directly to the big goals the organization has chosen to pursue. This allows their advocates to circle back and see if their case choices and client advocacy are achieving the goals for clients that have become the organization’s focus.”

Presenting outcomes using polling research. Research sponsored by Voices for Civil Justice and carried out by Lake Research Partners has shown that certain messages about civil legal aid programs are most effective even though they may be counterintuitive to stakeholders.²⁹ One funder thought that “forming a common language in the civil legal aid community, with guidance from the focus group findings on messaging that resonates with the public about the value of legal aid, could provide a way for both providers and funders to tell the story of legal aid to the public.”

Relying on big goals to capture deeper intuitive meanings. The big goals “have an intuitive sense to them and provide a back story.” Thus, one provider pointed out:

in a family law case where a woman might choose to forego an order of protection in order to receive uncontested custody, this might be the best choice for the safety of the child, although the legal decision recorded might not reflect this favorable dimension so clearly. Oftentimes there are such choices being made and current outcome measures do not always capture these larger goals.

A process where a custody decision is also tagged as having helped to accomplish the big goal of “safety” would help provide context to those using the data to communicate about the outcomes achieved for the clients going forward. One funder thought this process would “have great value for foundations because it helps them get to the heart of the matter.”

Transitioning to big goals. The transition to a big goals system would require an upfront commitment of time to go through the exercise that establishes the tagged linkages and best language. The exercise might also prompt participants to reformulate certain existing measures, and to drop or add certain measures. The daily reporting burden might change, or might not, depending on how the organization (or the community) chooses to proceed, though the exercise offers an opportunity to intentionally seek to reduce the burden. Significantly, and as noted above, the eventual use of the big goals is accomplished by software programming that links the big goals to specific outcome measures, and therefore does not create significant additional work for staff.

Avoiding double-counting. Since some outcomes are likely to be linked to more than a single big goal, organizations want to make sure that the big goal approach does not lead to double-entering (or double-counting) of the data even if there are multiple tags to the big goals.

Taking skepticism seriously. Some programs did not see the value added. Some were satisfied with the current IOLA measures in New York, and were not overly concerned with the legal tone of some measures. One funder echoed this view, citing a preference “to measure what is clearly measurable: inputs, outputs, and those legal outcomes that are known.” Some felt that measuring outcomes is a wrongheaded approach altogether, and that what is needed instead is a return to trust and communication between funders and legal aid leaders. One provider observed that “this sort of data might be useful for some nonprofits but not for advocacy. What you want to incentivize is people who have a vision and all of this focus on data makes lawyers become robots.” At least one legal aid leader was deeply skeptical of the value of outcomes tracking, asking “where is the data that tracking outcomes leads to better outcomes?” Progress will depend on airing skepticism of this nature and talking it through.

Taking enthusiasm seriously. Even those who are generally satisfied with the IOLA measures or generally skeptical about the utility of outcomes data accepted the idea that value could be added by improving the language formulations of the measures currently in use to make them more clearly client-oriented and less legalistic. Leaders at IOLA also agreed that “the pruning or re-phrasing of measures that might result from the re-sorting work involved in the big goal approach could add value for the community.” They emphasized “the benefits of maintaining long-term consistency, so while tweaking and streamlining current indicators might be good,” they were hesitant about “major structural changes which would lose the value of decades of comparative data.”

Paying dividends. One provider observed that “it’s hard to build programs when chasing funding.” Connecting outcomes to the mission and vision of the organization can pay dividends in that it can make data collection more manageable, lessen the perception of burden, improve the quality of the data, and lead to conservation of staff resources when insights are obtained about how best to target services. Some programs reported obtaining funding to integrate a strategic plan with data collection processes.

3. Recommendations

- a. **Develop “big goals”** – Develop “big goals” that connect client outcomes to the mission of civil legal aid, including such goals as improving stability, security, and well-being.
- b. **Make measures client-centered** – Re-shape outcome measures in collaboration with clients and with social services providers to highlight the outcomes most important to clients. See also, Appendix A (collected sets of outcome measures).
- c. **Pursue a process** – Pursue a collaborative process with multiple providers and funders to develop big goals and client-centered measures for all stakeholders in New York City.

C. Combine outcomes with “big data” and other data sets³⁰

1. Background

Relying on Big Data. The last decade has seen increases in the amount of data collected in all fields, and improvements in data analytics technologies. “Big Data”³¹ is used to refer not only to the large amount of unstructured and available information from a variety of institutions, but also to the software processes that capture and analyze the data. As one expert explains:

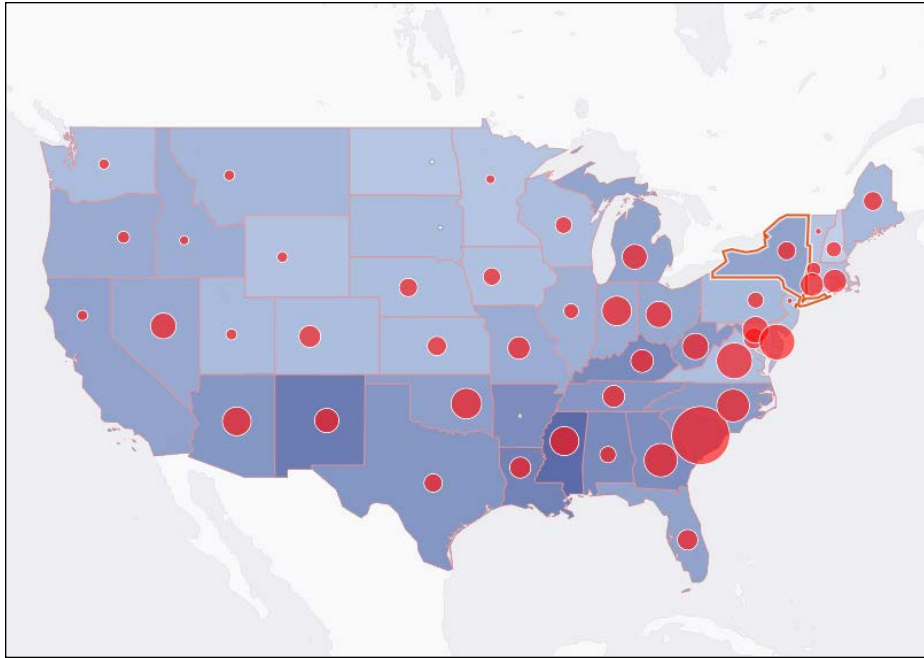
“Big Data” has no single definition; it is used to describe a variety of recent developments in automated systems for analyzing information.

In general, processes that earn the name “Big Data” differ from the decision tools and digitized systems of the recent past in two ways. First, Big Data handles vastly larger amounts of information, including data from sources that previously were either inaccessible or nonexistent. Second, Big Data systems analyze that information in new ways, especially because of their heavy reliance on artificial intelligence and machine learning.³²

Online data tools can help civil legal aid programs locate data that is potentially useful for communicating with target audiences.³³ Providers can use these “mining” or “scraping” tools to create data sets from sources of raw data across the web.³⁴ Mining and scraping are shorthand terms for software applications that can scan large and sometimes unorganized datasets for information useful to the searcher. The process can identify patterns, make sense of large amounts of data, or generate data sets that are illuminating when compared to other data sets, such as outcomes data maintained by providers.

Obtaining publicly available datasets. Civil legal aid programs can also obtain data sets, from many organizations and institutions that post data online. These databases, some curated more than others, are often available at little or no cost, and more come on line every day. Some of the sources of publicly available datasets that may be useful specifically to civil legal aid programs are included in the appendix. Civil legal aid programs may also be able to exchange useful data with other institutions that have roles concerned with the provision of legal aid—for example, other civil legal aid providers, bar associations, funders, access to justice commissions, social scientists carrying out research initiatives, national organizations, and the Legal Services Corporation.

Correlating outcomes with other datasets to cast light on effectiveness, demographics, policies. Providers should consider opportunities for using other forms of data in combination with their own outcomes data to illuminate specific dimensions of their clients’ accomplishments. Programs can show patterns in the outcomes that are linked to demographic data (available by block group, census tract, zip code, county, congressional district and metropolitan statistical area) and that are broken down by any of a number of categories from race, sex, age, income, and poverty to more niche or specialized data sets such as veteran status, disability status, religious and political ideology, school enrollment, health insurance enrollment, food insecurity, languages and use of broadband internet. Geospatial data sets provide an even more contextualized snapshot of the community served by the legal aid program.³⁵ Outcomes data can also, potentially, be matched against policies that are present in the courts as a way of examining the impacts of those policies.³⁶



[Eviction Lab Map](#). The image shows the result of a search for eviction rates (red circles) and poverty level (shades of blue). Courtesy of The Eviction Lab at Princeton University, accessed 5.18.18.

Identifying patterns and trends. Data analytics that use outcomes data sets in this way are potentially powerful. In theory, such analysis can bring to light patterns and trends, such as changes in win rates over time, in certain neighborhoods, based on certain income levels, in light of certain race dynamics in the population, and in light of the presence or absence of legal aid attorneys in the community. There are resources available online that can assist a civil legal aid program with analysis.³⁷

Telling a story to a target audience. Once data are gathered, civil legal aid programs will want to consider the best way to tell the story behind the numbers. The outcomes story should be tailored to the target audience by identifying, as an initial step, the key audiences and their constituencies whose influence matters to them. For example, a key constituency for a congressperson might be the people, businesses, or advocacy organizations in the legislator's district.³⁸ For funders or community groups, a key constituencies might be children, veterans, people with disabilities, the elderly, immigrants, or communities of color.

Considering options for data visualization. Next, programs should consider how to best present outcomes data visually.³⁹ This is where the integration of outcomes data with other data sets, as described above, can be especially effective. Civil legal aid programs can amplify outcomes findings by showing how often clients are able to prevail in claims, whether in specific neighborhoods, or in specific types of cases, or despite specific vulnerabilities, or taking into account specific behaviors of third parties. The presentation of outcomes data, enhanced through correlations with big data or other publicly available data, can help inspire funders to support the work, persuade government officials to respond to problems, and increase awareness of and respect for the program in the community it serves.

Modern Methods for Presenting Data

Some of the fundamental tools for presenting data at the present time are described below:

- **Dashboards:** Dashboards visually display outcomes data consolidated and arranged to be monitored at a glance. The displayed data is automatically updated. Community Legal Aid of Ohio, for example, posts quarterly dashboards displaying outcome information by case category, a client spotlight, a financial update and an outreach summary.[40](#)
- **GIS and Mapping Data:** GIS technology enables the creation of thematic maps that can be used to organize Census data and other categories of outcomes data to display findings of interest. Florida Bar Foundation worked with the self-represented Litigation Network to produce maps assessing legal vulnerability of populations.[41](#)
- **Scorecards:** Scorecards will show a measure, its value, its target, and a visual indication of the status (e.g., a green circle for good, yellow for warning, and red for bad) on each row. A spark-line can also be used to show trends.
- **Pivot Tables:** A pivot table is a “data processing tool used to query, organize and summarize data or information between spreadsheets, tables or databases.”[42](#) A user can apply specific criteria to quickly extract and summarize the most relevant information from a large data set, such as an Excel spreadsheet.

Monitoring Risks of Relying On Outcomes Data Sets. The rise of big data and the growth of publicly accessible data sets yield opportunities, but also raise privacy and ethical concerns. Moreover, data are only as objective as the gatherer. As a society, we are just beginning to recognize the ways in which hidden biases can infect data and findings.[43](#)

As programs consider how best to share their data sets, preserving the privacy of clients becomes a significant concern. One approach is “anonymization,” the process of removing or replacing individual identifying information from a communication or record. Records can be made anonymous by removing all identifiers, or made pseudonymous by assigning each individual a replacement identifier, like a 10-digit code. But even anonymization does not guarantee privacy, as third parties who possess knowledge of the underlying facts can sometimes piece together a complete picture from an anonymized fact pattern; stories of incomplete or ineffective anonymization are common.[44](#)

Privacy concerns are expected to increase over time because as more data becomes available, stored in accessible databases, and shared with more third parties, the risk of data breaches increases. Legal providers will need new strategies to maintain the cyber-security precautions that will be necessary to preserve client anonymity in years ahead. The legal aid community must remain vigilant in identifying and addressing these concerns.

Ethical issues may also exist, distinct from privacy concerns. Predictive analysis, the use of artificial intelligence to predict future outcomes based on past outcomes, has attracted attention not only for its potential insights and efficiencies but also because it can go awry in troubling ways. Some law firms see value in relying on past patterns of litigation to project likely outcomes for prospective clients before undertaking representation in their cases. While civil legal aid programs are not yet relying on big data for this purpose, it seems likely that this technology

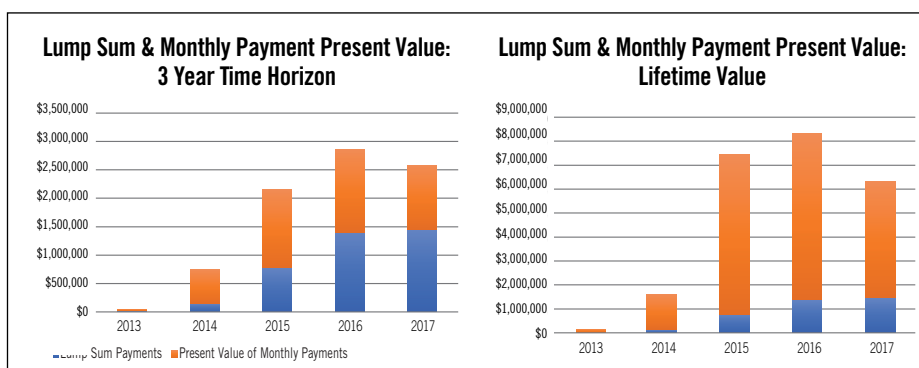
will become more available at lower cost in the future. Computers are sometimes seen as free of the personal subjectivity that can cloud the judgement of a lawyer or judge.⁴⁵ But they raise new concerns, one of which is that potential clients with meritorious cases may unjustly be denied legal representation if data analytics show their claims likely to fail, be expensive to pursue, or are just too uncertain (if data are insufficient to allow a prediction). There are efforts underway to systematically address these issues.⁴⁶

Still another concern is that reliance on data analysis of past case outcomes may unintentionally incorporate historic biases into the analysis going forward, giving rise to inaccurate predictions. For example, in a community in which thousands of evictions of minority residents have taken place in recent years, data analytics may show the pattern continuing, suggesting that outcomes in individuals' future cases will also be evictions. Yet if new laws or trends are in place, what has happened before may not be an accurate template for what will happen next. Worse, studies have shown that malignant biases can become stronger over time through unknowing reliance on biased data. Vigilance is called for, beyond criteria built into the software. As with all data, human interpretation remains vitally important.⁴⁷

2. Observations

For the civil legal aid community, working with publicly available data (whether from structured data sets available from single sources, or big data generated by scraping the web) can magnify the value of outcomes data as a means of understanding the value of civil legal aid or persuading audiences of its importance. The following examples highlight how some civil legal aid programs are using data sets and big data to accomplish specific goals:

- *Learning more about client populations and the outcomes they obtain.* The Veterans Assistance Project at the City Bar Justice Center partnered with a consulting firm, Stout Risius and Ross, to analyze the value of the outcomes obtained by veterans who received help from the project. The firm created “a financial analysis tool to determine the lifetime value of each successful veteran’s case.” The new tool “uses the client’s age, race, gender, monthly compensation award, retroactive compensation award, and the closing date of each case to project the future value of each award.” By cross referencing data on clients’ awards with data on people’s lifetime expectancy as indicated in a database available from the federal Bureau of Labor Statistics⁴⁸ the Center is now able to show the value generated for successful claimants over the course of their lifetimes.



[Veterans Assistance Project](#), Courtesy of New York City Bar Justice Center. These charts combine case outcomes and public data to show lifetime value of successful outcomes.

- *Learning about life outcomes of families who move following foreclosure.* One program uses post-office change of address records and Census data to help determine where homeowners move after struggling with foreclosure, and how their new environments compare to their original neighborhoods.⁴⁹

- *Building a claim of unlawful government lending practice.* Attorneys at one organization noticed a pattern in their outcomes data that raised a concern for them about their client community, but the outcomes data alone was not clear enough to document the problem and support a cause of action. They secured additional data by making a FOIA request to the Department of Housing and Urban Development. The combined data sets then enabled them to produce maps that showed house auctions occurred disproportionately in certain ethnic neighborhoods.
- *Demonstrating specific client financial outcomes in asset seizure cases.* Another organization recently had success using FOIA to gather information about the specific amounts of money that the NYPD had seized from its clients through civil asset forfeiture.⁵⁰ Once it had the amounts, the organization could present a fuller picture of the financial benefits of the services it had provided.
- *Targeting vulnerable populations in need of assistance.* A data analytics provider, Sum All, “developed a tool that uses court records, shelter histories, and demographic information to identify individuals who are at risk of becoming homeless.”⁵¹ Working with CAMBA, a social service organization, Sum All was able to “geocode” the list of evictions so that social workers could easily target which evictions were in their service area. Then, Sum All created targeted lists of “the most at-risk cases. ‘At-risk’ indicators included previous experience with the shelter system (using data from the city’s Department of Homeless Services), education level, employment status, age and even factors going back to childhood such as interaction with the foster care system,” all public information. CAMBA then relied on the “at-risk” lists to send personalized communications to those individuals, inviting them to use special hotline numbers which gave them priority in the program’s intake process, connecting 50 percent more families in the test neighborhood with eviction prevention services.⁵²
- *Predicting outcomes through scraping of court records.* Programs have an opportunity to draw on the potential for scraping court records to evaluate legal service outcomes by comparing those outcomes to the entire litigant population and filtering by specific demographics and variables. One provider applies machine learning software to court records in order to combine its own data with data scanned from voluminous court records. Working collaboratively with academics and others, this program is working toward “piloting a button that would predict outcome with and without representation at the moment the case begins.”⁵³ Although this pilot project currently has a high error rate, the provider is tweaking it and anticipates it will get better over time.

3. Recommendations

- Share data sets** – Leading institutions in the access to justice community should make measures and data sets available and accessible to all stakeholders.
- Preserve privacy** – The community should develop best practices for ensuring clients’ privacy.
- Be vigilant against bias** – The community should develop best practices to reduce risks of bias in the design, collection, and analysis of data.
- Fund data analysts** – Funders should make grant support available (through unrestricted grants and/or through dedicated revenue) to pay for providers to hire data analysts to improve the quality of data analysis.
- Increase the use of big data and publicly available data sets** - Rely on multiple data sets to show: 1) broader implications of outcomes achieved by clients, 2) impacts on communities, and 3) needs of the client population.
- Use data visualizations** – Improve the quality and number of data visualizations.

D. Build communication between funders and providers

1. Background

Funders and providers both urged increasing the level and quality of communication with one another to develop better outcomes measures. As the funder and provider communities gain experience in working with data, both see opportunity to make more intentional choices about what to track and report. To date, conversation about measures is likelier to occur in the context of applying for and implementing grants for projects, rather than in the context of a conversation about pros and cons of specific measures to track data.

2. Observations

Improving communication. Providers voiced a common theme as one legal aid leader observed, “[we] would like the ability to have more open conversations about data tracking with funders to ensure that reporting is capturing real outcomes for clients.” An executive director said, “it would be helpful to have funders really talk to and listen to providers before they pick their data points.” At the present time, providers do not find it easy to initiate these kinds of conversations with funders. One attorney explained:

There are very few opportunities to engage funders in discussion of best criteria for using data to track outcomes and other aspects of our work. The funders have the funds, and the balance of power is clear. We are reliant on them, there simply aren't comfortable opportunities to question the criteria.

Providers leading funders. Some providers have had success in driving conversations forward with funders. One provider urged that “it's important for providers to get ahead of tracking outcomes and lead funders to the extent that providers can set the terms of reporting to their funder at the beginning of the grant.”

“[We] would like the ability to have more open conversations about data tracking with funders to ensure that reporting is capturing real outcomes for clients.”

Relying on outcomes measures to sustain funding. According to one executive director, “our primary use of outcomes is communicating with funders. We have sustained our foreclosure program for nine years now (all grant funded) in large part because the evaluation and outcomes system we designed has kept funders engaged.”

Reducing the burden, increasing the impact. Funders expressed a desire, as one observed, to “ideally collect a smaller amount of data that says more about impact.” One funder commented that “case outcome data currently fail to tell a lot of the picture for civil legal aid.” A funder explained that it “has no interest” in “burdening providers with collecting data that is unnecessary.” Some funders have made a conscious choice to align their outcomes data requirements with IOLA measures to reduce the burden, while others focus on different measures altogether because they know IOLA is already capturing certain information.

“It would be helpful to have funders really talk to and listen to providers before they pick their data points.”

Coordinating funders with one another. Some funders acknowledged, however, that they could do more to coordinate with one another to reduce the burden of differing measures. One observed that foundations could “do more to talk with IOLA and coordinate.” Another acknowledged that “funding sources have different outcomes that don't talk to each other.”

Removing measures that don't work. Another executive director urged discussion of the fact that more data points are being added, asking “why are we collecting this data and what amount of money [are] funders [...] willing to put forth for us to gather this data?” The director explained that he “had never had a funder remove a measure because it has been proven to be not useful.”

“It’s not so much that we’re afraid of being judged in the wrong way (although that is also a valid concern) it’s that the relationship between what we’re trying to achieve and the practicalities of data collection and analysis is loose at best, all up and down the chain.”

Examining issues of trust. Our interviews also revealed a wish for greater trust between providers and funders. One provider said, “Funders don’t understand the nature of the work.” Several people in legal aid programs reported that some funders are most interested in being able to report high numbers of people served. For example, some providers cite pressure to close cases in 12 months, while some funders object to case files that remain open longer than 12 months, concerned that matters might have been fully resolved. Some funders

cap “re-enrollment,” so a provider can only count a client’s case once in the first 12-month reporting cycle, even if the dispute requires work in a subsequent year. Providers view the policy as rooted in distrust: “I think they [the funders] think we’re hiding something [with our complaints about caps on re-enrollment], that we won’t open a new case for every case that closes.” Funders, for their part, point to norms of administration and accounting, and concern about leaving files open for long periods of time.

Wondering if data collected is actually used. Providers question whether certain measures are necessary and how those measures are used to understand outcomes:

In all honesty, it’s not even always clear how funders use the data we provide them. So it’s not so much that we’re afraid of being judged in the wrong way (although that is also a valid concern) it’s that the relationship between what we’re trying to achieve and the practicalities of data collection and analysis is loose at best, all up and down the chain.

One funder agreed, expressing deep skepticism about the value of tracking additional outcomes other than immediate and known decisional results because “anything else is a huge burden on the provider and not so meaningful.”

Partnering to improve measures. In 2017, the Florida Bar Foundation undertook a substantial new initiative in which it worked with its civil legal aid grantees to reconsider the community’s approach to tracking outcomes. The collaboration produced 62 problem codes, with multiple subsets and hundreds of outcome measures.⁵⁴ The new measures were uploaded into the existing case management platform used by all grantees, and programs were allowed to customize additional measures. The Foundation “intended to create a standard set of primary outcomes across all substantive areas that would help all stakeholders to understand legal aid’s impact on their clients, their communities, and the public fisc.”⁵⁵ As of this writing, the results are pending, and the Foundation expects to have its first analysis sometime during 2018.

3. Recommendations

- a. **Build provider-funder communication** – Providers and funders should communicate with each other about, and ideally co-create, outcomes to track as a means of reducing burden and sharpening the providers’ work.
- b. **Educate funders** – Explain to funders the provider’s goals and its reporting capacities and limitations at start of the grant relationship.
- c. **Declare goals for using each measure** – Funders should explain the rationale for each measure and the funder’s planned use for each outcomes finding.
- d. **Develop consensus among funders** – Funders should reach consensus with one another on measures that are essential, and seek providers’ input.

II. PURSUE SOLUTIONS TO HARDER CHALLENGES IN TRACKING OUTCOMES

A. Track “systemic” outcomes

1. Background

Civil legal aid providers and their funders have always wanted to know with greater certainty the degree to which the provision of legal aid is improving lives for people and having positive impacts in society. Because funding for civil legal aid is limited, providers and funders have an interest in seeing that every dollar has a significant impact. One way for providers potentially to increase impact is through systemic advocacy.

Providers may have a beneficial impact on large numbers of people by i) handling large numbers of direct service cases, ii) handling individual matters that set precedent, iii) representing individual clients in class actions, or in groups or in coalitions, or iv) representing individual clients or groups in actions targeting specific institutions or specific communities. The work to solve systemic problems is not limited to litigation, as it may include legislative advocacy, administrative rules reform, simple court observation, and other methods of calling attention to the need to solve problems in the society.

2. Observations

Although the topic is much discussed, a consensus is yet to emerge in the provider or funder communities on best practices for tracking the outcomes of systemic advocacy. It is possible, in some instances, to estimate the number of people affected by a particular act of advocacy, and to attach a number to the benefit that accrues to individuals and to the group. But, challenges arise with identifying, gathering, and presenting information on these elements.⁵⁶

Building consensus in light of collaboration. Several providers mentioned that building measures to track systemic advocacy might be easier with systemic advocacy than with individual services, since systemic advocacy links providers to one another in collaborative activities that include coalition building, communications, and litigation. A provider said that due to there being “lots of collaboration, consensus on best measures to track these outcomes might be easier to obtain.”

Monitoring risks of retaliation. There is also anxiety among some in the community that publicly reporting systemic advocacy and system outcomes might make it easier for opponents of civil legal aid to take action against the providers or their clients in retaliation for their systemic success. For this reason, some programs track and recognize systemic advocacy outcomes internally only – and do not include these outcomes in their grant reporting.

Conducting research to reveal systemic outcomes, being mindful of cost. One provider worked with researchers to reveal the effect of policy advocacy that was done to support a campaign to modernize the unemployment insurance claims system. The researchers used federal data showing the number of claims filed during the pendency of the campaign. After prevailing in the campaign, they ran a time series regression analysis to determine whether the advocacy process had altered the outcome of the campaign.⁵⁷ However, it isn't always affordable or realistic (absent pro bono help) for organizations to do these kinds of regressions for each instance of systemic advocacy.

Considering the value of systemic outcomes. Some providers reported that funders treat each matter as a single case, even if the matter involved systemic advocacy that affected many people. Some pointed out that this may create a perverse incentive to handle only simple matters: “A focus on just the number of cases, judged equally, could create an incentive for an organization to pursue easier, faster cases.” One provider offered the example of a class action (brought in collaboration with another legal services provider) that generated retroactive payments of \$75 million to thousands of people, plus collateral savings to many more by stopping collection of sanctions. But the case only

counted as a single matter for funding purposes, despite its complexity and wide-ranging impact. Another provider gave an example of a case that changed the interpretation of a provision of the Uniform Commercial Code, leading to broader benefits for all future similarly situated litigants, but that was reported to funders as a single case.

Focusing on the number of people involved and the benefit each may obtain. One funder recognizes that “keeping track of systemic legal work has been a topic of conversation but so far it always seems to reduce to counting how many people participated in an event.” In illustration of this focus on the number of people involved, one provider explains that when representing tenants in a building-wide claim, the provider relies on the number of tenants to report a total number of cases, even though as a technical matter only a single case is involved, and reasons that this approach reflects accurately the increased work involved in bringing such a systemic claim. While counting the number of people involved measures the work done and an outcome achieved, it doesn’t capture the entire impact of systemic work. It doesn’t, for example, factor in “the gift that keeps on giving through the work. If our advocacy efforts reduce lead poisoning, we still need a way to capture how many kids going forward will reap the benefits of that reduction.”

Considering according greater weight to systemic advocacy outcomes by relying on a “risk assessment” (or “case weighting”) approach. Risk assessment in the context of civil legal aid would offer one method for overcoming the natural disincentive to take hard cases involving greater risk that occurs if all matters, easy or difficult, are treated alike by funders when acknowledging the value of legal aid or determining program funding levels going forward. The assignment of greater value based on a category of systemic advocacy could also be used to supplement more concrete outcome measures such as numbers of people affected, dollars saved, especially if those data-points are unavailable. One provider observed:

Case weighting has been done in confined spaces, it would be great to do across the New York legal community as a whole. It involves assigning the case a particular weight at the beginning. These weights are based on the expected time involved for a similar case and the possible outcome to be expected from a similar case. For example, a class action would be weighted more heavily than a garden variety individual action. If this is done across the range of cases, it could help the civil legal aid bar be more comfortable with the amount of money received for each case.

This type of weighting could be done, and has already been occurring in some specific legal areas. “Conversation about classifying cases and creating a payment structure for different classifications has been happening in the immigration field [where] the cases are classified as supportive, side-line cases; main bread and butter cases; and really hard, complex cases.” Of course, developing a weighting scheme would pose its own challenge given the broad range of practice areas and case types in the civil legal aid community.

Reporting internally, but not publicly. Programs believe in the value of their systemic work and have honored important outcomes both within the programs and in more public annual reports, usually relying on the narrative form. For example, one program created an “impact docket” with a stated set of criteria defining what makes it onto the “impact docket.” Every advocate reports his or her contributions to the docket and this information is shared with funders and staff, and recognized with annual awards. While some prefer relying on qualitative data for these types of cases, there is a recognition that even a narrative can’t capture the “ripple effects that flow from changing a law, a precedent, or, even if the law fails to pass, [that] the advocacy may have changed perceptions, and laid the groundwork for future change.”

Determining when to report systemic outcomes. Some advocates observed that outcomes do not necessarily occur at the conclusion of these types of advocacy efforts, i.e., when the case has been settled or resolved. In addition, there

are often multiple outcomes that flow from one impact case or project. “Some systemic impacts occur before the conclusion of a case, for example one program brought a case against the New York Police Department concerning the availability of interpreters for domestic violence calls. During the course of the negotiations, NYPD started a pilot program that changed practices.” Advocates seek to be able to count such “interim” outcomes as they happen along with final outcomes that occur at the resolution of the case.

3. Recommendations

- a. **Build consensus on systemic measures** – Providers and funders should work toward consensus on which outcomes to track in systemic advocacy initiatives with systemic impacts—for example, numbers affected, benefits obtained, laws changed, other societal impacts.
- b. **Measure roles in collaboration** – Funders should invite reporting of outcomes from multi-organization collaborations and credit providers for roles performed in coalition.
- c. **Measure collateral outcomes** – The community should work toward consensus on how best to credit providers for collateral outcomes achieved during the course of systemic advocacy initiatives that are not yet complete.
- d. **Measure ripple effects** – Funders should support research on the societal outcomes obtained through systemic advocacy.
- e. **Make the case to the public** – The community should rely on outcomes data to help the public understand the importance of systemic advocacy that benefits vulnerable people, while remaining alert to the risk of retaliation from entities wed to the status quo.

B. Secure feedback on outcomes⁵⁸

1. Background

Providers and funders would like to develop reliable systems to secure feedback from individuals who receive traditional civil legal aid representation and those who receive only brief service.

All have an interest in obtaining multiple types of feedback, including: i) whether individuals are satisfied by the services received, ii) whether the recipient took actions recommended by the provider, and iii) whether the recipient achieved the outcomes desired. This feedback, if obtained, can help a provider improve services. However, it can be costly, time-consuming, and difficult to collect.

Our survey indicated that legal service programs are using a variety of different approaches to collect feedback—for example, paper/postcard client satisfaction surveys; in-person interviews; telephone surveys; text message surveys; and electronic mail surveys.⁵⁹ The most common way programs collect feedback on outcomes is by surveying their clients.⁶⁰ A new initiative, Listen for Good, is supporting social services sector efforts to use feedback to inform and improve the quality of service, including within the legal services community.⁶¹

Systematic surveys using any of these methods can be expensive, but the availability of lower cost technology such as text messaging can reduce administrative expenses. When deciding on an approach for collecting feedback, an organization should assess the cost of each approach, the estimated response rate and the amount of time required to collect and analyze the feedback.

Complicated or lengthy surveys are not necessary, but programs should understand the process of implementing and drafting client surveys and recognize that time should be spent on understanding good survey practices.⁶² A free consulting service has been established by the A2J Lab at Harvard Law School to help connect programs interested in developing surveys and other approaches with social scientists and other trained researchers who can review survey instruments and help in other respects.⁶³ The objective is to produce a reliable instrument that will net a high response rate and collect high-quality information that can be easily understood.

Some drafting practices⁶⁴ to keep in mind for results that can be compared and analyzed are as follows:

- Choose terms that clients can understand. Try to avoid legalese and convoluted questions. Keep questions simple and clear, and be cognizant of language barriers.
- Avoid leading or biased questions.
- Provide appropriate and reasonable time references. It will be difficult for respondents to recall reliable information if asking about services that occurred more than a year ago.
- Keep questions consistent to allow for comparability.
- Use ranges for numerical responses. Respondents may relate more to ranges than to specific, precise answers.
- Avoid unnecessary questions and any questions or calculations that would discourage respondents from completing the surveys.
- In addition to language barriers,⁶⁵ cultural differences in research participation should be taken into account and findings normalized to ensure comparability. For example, the way in which respondents use rating scales may vary by region. Some respondents tend toward the upper end of the scale, scoring higher than the average, while others make use of the entire scale, resulting in a lower score compared to the average.

2. Observations

Obtaining feedback on service. Most of the programs we interviewed had collected feedback at some point after representation or other service had concluded. Some programs received grant money for pilot programs to seek feedback, while other programs ran feedback surveys as part of a grant-funded delivery program with dedicated funds toward follow-up. Still others worked with local universities to develop and manage survey instruments.

Providers commonly relied on open-ended questions to ask about the quality of service – for example, asking for the perception of the services received, whether the services helped the respondent better understand the law and the options available, whether respondents were satisfied with the communication they had received, and whether the matter was resolved in a satisfactory way.⁶⁶ While open-ended questions like these may help with the collection of anecdotal information, they make it difficult to compare responses in a standardized way.⁶⁷

There is room for more research on whether perceptions of satisfaction are due to quality of service provided, the outcomes achieved by the clients, the recipient's interest in obtaining additional assistance, and/or other factors. A line of social science research has shown that litigant perceptions of fairness appear to be more influenced by the perception and experience of being treated with respect, than by the experience of winning (or losing) their claims.⁶⁸

Understanding and boosting response rates. Response rates are usually lower where programs had less contact with the individuals from whom the feedback is sought. Shorter periods of advocacy, or the provision of only brief service, are unlikely to establish a deep connection that inspires a desire to provide feedback. Programs may want to consider offering incentives to increase the response rates when seeking feedback. Programs could offer a gift card or other monetary incentive, tickets to an upcoming event, or a chance to receive merchandise. One program had success offering a \$100 gift certificate lottery as a response incentive. Response rates among programs we surveyed and interviewed generally hovered between 10-15% for matters in which only “brief service” was provided to the individual.[69](#)

Moving toward tracking outcomes rather than satisfaction. Programs are experimenting with tracking perspective on client outcomes rather than on degree of satisfaction. Methodologies are mixed, as are results. One provider follows up with client outcomes within a few months following resolution of a case. Another provider combines the approaches and “conducts an annual survey of randomly-selected clients, looking at service level, outcomes and other client feedback.” That provider “finds the results worth the effort and investment.” Another provider collects “narratives of impact” from its clients through follow-up procedures and the executive director says “they get very good qualitative data from it.”

Considering the initial work being pursued by the Legal Aid Society of Cleveland. This provider’s text messaging project began as a means to capture outcomes from individuals who had received “brief service.” The program closes approximately 80% of its cases as brief service and had no way, initially, of learning about outcomes in these cases. The organization worked with FrontlineSMS to develop a texting program to seek feedback from individuals who had received brief service.[70](#)

To encourage responses, the program initially engages individuals on more than outcomes in order to build a connection with the individual that is likely to result in greater communication when it is later requested.[71](#) For example, the program establishes texting relationships early with introductory and informational texts before texting the messages requesting outcomes information.

The outcome messages included three to five questions asking about the brief service provided. For example, persons who received brief service in eviction cases were texted the following questions:

1. Legal Aid gave you advice and papers about representing yourself when your landlord sues you for money. Did you file an answer with the court using these forms? Text Y or N to let us know.
2. Legal Aid gave you advice and forms regarding a claim your landlord filed against you for money. Did Legal Aid’s advice and forms help you reduce or avoid the amount owed to your landlord? Text Y or N or NOT YET to let us know.
3. You told us the case with your landlord was not yet resolved. Did Legal Aid’s advice and forms help you to reduce or avoid the amount owed to your landlord? Text Y or N to let us know.[72](#)

The Legal Aid Society of Cleveland has presented initial findings based on these and similar text survey questions that suggest that this approach to collecting outcomes feedback from service recipients may be more effective than other approaches. In initial presentations, provisional findings have indicated response rates as high as 60 percent in some categories of cases.[73](#) The field is currently still in its early stages, and efforts like this rely on establishing a relationship with service recipients, drawing on the expertise of tech providers, and using short concrete questions focused on actions performed and outcomes achieved. These results are pointing the way to next steps forward.

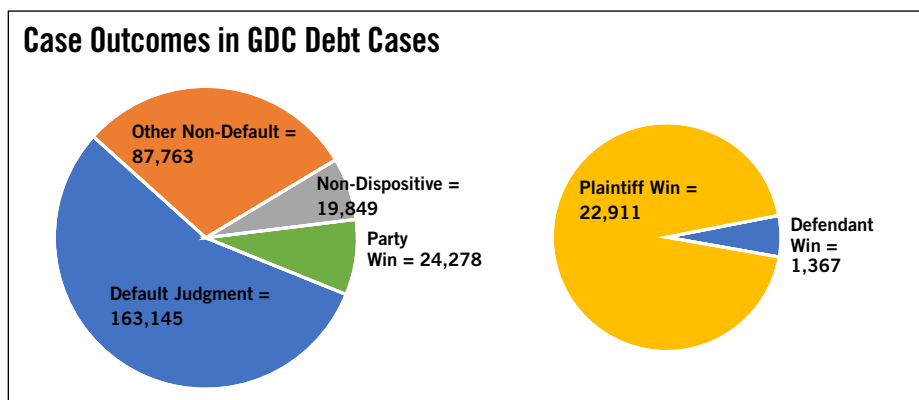
3. Recommendations

- a. **Seek outcomes reporting from service recipients** – Providers and funders are focusing on securing feedback on actions taken and outcomes achieved, as distinct from feedback only about quality of service.
- b. **Insist on clarity in survey design** – Survey preparers should consult experts and consider drafting guidelines to achieve simplicity, clarity, objectivity, consistency, and confidentiality in the design of survey instruments.
- c. **Consider texting and other technologies** – The community should continue to investigate pros and cons of technology for texting projects to secure outcomes in brief service.

C. Partner with courts to improve outcomes data

1. Background

With so many institutions sharing an interest in outcomes data – providers and funders, courts, attorneys, law schools, Access to Justice Commissions, and others – it is useful to consider which institutions are best situated to collect which types of data, taking into account the focus, expertise, funding, and infrastructure of each.



[“Case Outcomes in GDC Debt Cases.”](#) Courtesy of Blue Ridge Legal Services, Virginia Self-Represented Litigant Study, December 2017 (page 4). This visualization relies on outcomes data from General District Court (“GDC”) and makes clear how few defendants win in debt cases.

2. Observations

Relying on courts to track outcomes for litigants without legal representation. Civil legal aid programs pointed out that courts are in a position to track the numbers of represented and unrepresented litigants, and outcomes achieved, because courts follow all cases to completion.⁷⁴ Courts may also be able to track why some litigants are not represented—for example, whether individuals declined an offer of representation, or were ineligible for, or unaware of, legal aid services. Courts may also be able to analyze data related to the process and quality of representation by asking, for example, “how often are lawyer re-assignments granted and how much time do litigants spend with their lawyers before appearance.”

One provider thought that engaging courts in outcomes tracking would help “providers to understand the effectiveness of brief advice by offering the follow-up outcomes data that providers often don’t have access to when giving brief advice.”

Relying on courts to track outcomes for litigants who have legal representation. Another civil legal aid provider suggested that “courts could help with quality assurance by providing a way for providers to double check their own data and especially if there were an easy way for providers to link into status reports of cases.”

Relying on courts to track outcomes, disaggregated by race, ethnicity, and other factors. Some people highlighted the fact that courts rarely make data available to the public that is disaggregated by race, ethnicity and other factors. Such disaggregation is essential to understanding whether justice is neutral and non-discriminatory.⁷⁵

“Court data is not very accessible. This data issue has been a barrier for lots of groups that want to study outcomes using court data.”

Relying on courts to track outcomes for litigants who repeatedly return to court.

One provider said “courts are well-situated to capture whether clients are going back to court.” Providers could use such information to learn about outcomes beyond the term of their representation, and could potentially design services

to better meet clients’ needs. However, some providers pointed out that data about litigants who return to court is problematic because it can be misused. At least one government funder said it does not track repeat litigants because it is “not interested in creating rap sheets; that kind of flagging can create bias.”

Preventing courts from selling and disclosing private court data. Some providers voiced hesitation about what courts do with data they collect. One provider mentioned that “in one instance, court data was sold to credit agencies.” This use of data can cause problems for people. Errors in the data can be especially frustrating for people.⁷⁶

Improving the accuracy of court data. Three major credit-reporting firms announced in 2017 that they would no longer include data on judgments in their reporting due to the high error rates in court data sets.⁷⁷ One funder in New York City explained that it buys its data on foreclosures from a private research firm because it had encountered many errors and missing data points in court data.

Increasing access to, and reducing the expense of, court data. Some funders of civil legal aid ask their grantees to track down information from the courts and include it in their reporting. This is not always easy. Some courts do not store documents electronically. A provider told us: “This [data] is relatively accessible where a court has electronic filing, however many clerk activities are done by hand and there is no electronic storage. This adds a lot of time to the reporting process. Also, often county-specific systems do not interface with one another.” Uniformity across all courts in a given state tracking similar types of data would greatly facilitate data collection.⁷⁸

Some programs would like better access to court data regardless of funder reporting but one provider noted that “court data is not very accessible. This data issue has been a barrier for lots of groups that want to study outcomes using court data. The Housing Court recently shifted its case management system to a new application, hopefully it will improve production and release of data.”

One funder understands that “it is hard for providers to get data from courts, and is especially concerned that improvements to both the court’s data collection and the providers’ ability to access it is needed as the city rolls out its universal access.”

Backlog and delay in producing court data is a problem for advocates as well. For example, a civil legal aid leader said that “affidavits of service ... are so backlogged that they haven’t yet been entered into the system when a lawyer is actively contesting service.”

Improving the consistency of court data-points. Currently, “court data is of no use on tracking when a case ends, especially on [tenant] nonpayment [case] issues.” More consistent tracking as to when a stipulation is entered and what the terms of the stipulation are would be useful.” Another suggestion was for courts in foreclosure cases to “track what happens on a lis pendens between filing and auction, currently courts keep filing records and nothing else.”

Relying on agencies to collect data. Beyond the court, there might be other potential third-parties that are well-situated to track outcomes data. For example, one civil legal aid program contracted with NYPD and NYCHA to have its attorneys notified when a police report was filed with NYCHA. This allowed the attorneys to receive outcomes data concerning former clients, and to track whether these clients had ongoing issues after representation.

Pursuing law, policy, and funding initiatives to enable to build courts’ tech and data capacities, and to establish courts’ standards for tracking data. Courts, much as with other justice system institutions, are thinly funded and rely on outdated technologies. More state funding is needed to build capacity in courts to track data. Additionally, stakeholders should support policy development and legislation to help set standards for data-points and data-analytics that courts should be relying on to increase public understanding of the circumstances of low income litigants within the justice system.

3. Recommendations

- a. **Make all court dockets digital** – Courts should make their dockets digital.
- b. **Make court data, including outcomes data, less expensive and more accessible** – Courts should make outcomes data accessible and inexpensive.
- c. **Track court data by race, ethnicity, and other factors** – Courts should track data in forms that are easy to disaggregate by race, ethnicity and other factors that are essential to allowing analysis of whether the justice system carries out its functions in a neutral and non-discriminatory manner.
- d. **Pursue law and policy reforms to build standards, funding, and infrastructure for tracking court data** – Providers, funders and courts should pursue law and policy reforms to establish statewide standards, funding and infrastructure to improve tracking and reporting of court outcomes data.
- e. **Protect private information** – Courts should adopt protections to better ensure the privacy of litigants consistent with the requirements of law.
- f. **Increase funding for gathering court data** – Funders should support providers in projects to explore the potential for gathering court data in ways that will boost understanding of outcomes for vulnerable litigants.

D. Support holistic service by tracking outcomes

1. Background

Increasingly, providers are using “holistic” approaches that have professionals from multiple backgrounds working collaboratively in the same and/or in separate organizations to assist the same individuals in resolving multiple problems. This phenomenon raises new challenges for tracking and understanding whether recipients of the services are obtaining desired outcomes. The first step in responding to these challenges is rigorously focusing on the client’s experience from the client’s perspective. But the need to track multiple actual outcomes in multiple settings introduces new privacy concerns, ethical issues,⁷⁹ and communications challenges.⁸⁰

A number of service delivery models aim to integrate the provision of legal services and social services to clients, including court-based civil legal aid;⁸¹ community courts with their focus on comprehensive treatment;⁸² holistic indigent defenders;⁸³ community lawyers with their focus on supporting community leaders;⁸⁴ medical-legal partnerships;⁸⁵ holistic civil legal aid programs with multi-vector services;⁸⁶ city and county-wide anti-poverty pilots;⁸⁷ and placement of legal aid lawyers in diverse settings.⁸⁸ Each of these delivery models has its own goals, but the extra layer of complexity involved in tracking outcomes is common to all the models.

2. Observations

Strengthening outcomes tracking of referrals. There is widespread enthusiasm for using outcomes data to track referrals and to streamline the referrals process, even among those who voice skepticism about outcomes data generally. Most programs do some tracking of referrals to other legal or social services but only that referrals are made, not such outcomes as whether they are acted upon or the result the referral produces.

“A better understanding of when (during the representation) a referral is made and whether timing has an impact on its outcome would be beneficial to the practice.”

One provider is intending to compare outcomes achieved by its clients with data identifying the organizations that refer respective clients to its office. The organization expects to identify the factors that make strong referral partners and then to expand those relationships.

Another provider suggested that the City could be helpful in creating, guiding the community through, or otherwise incentivizing an organized referral system observing, “this is an area where the city could facilitate collaboration.”

Tracking outcomes by referring individuals based on proximity, communication, and extra staff. A few programs have tried to find solutions to the challenge of tracking outcomes when individuals are referred elsewhere for service. Proximity, communication and extra staff are key. In Monroe County, NY, for example, housing all civil legal service providers under one roof has allowed for joint reception, easy referrals, and comprehensive data collection.

Individuals do not present at our offices with a legal issue alone. Often that legal issue has root causes in a variety of social problems including family instability, domestic violence, and/or economic downturns resulting in loss of jobs and health issues. Shared referral systems not only allow us to locate potential clients within a specific target population but also provides us with the appropriate linkages to address additional issues that caused the need for legal intervention.

Another program had success with “an embedded social worker who was able to make sure referrals work, track when they do and don’t, and come to useful conclusions about why some referrals aren’t working out.” Other providers echo a desire to track and better understand “how many legal aid, private lawyer, social services, and library referrals go unheeded or unwelcomed.”

Also, “a better understanding of when (during the representation) a referral is made and whether timing has an impact on its outcome would be beneficial to the practice.” This sort of tracking requires extra resources however. More commonly, “a receptionist makes a lot of referrals. If required to report and follow up on all of those, there wouldn’t be time for reception work.”

Other programs handle referrals through a hotline, although tracking outcomes with hotline referrals is not something currently done. Since many callers to a hotline do not become clients, there is very little intake or tracking done with this population, although many of those interviewed expressed a desire to better understand “what happens to all those people they do not end up representing as clients.”

Focusing on referral outcomes from a client-centered perspective. Measuring holistic outcomes is currently a struggle. One provider with a holistic service model has been trying to think about how to do this through a universal case management system but currently only has the legal department on the system. Although moving toward a unified system, the program did not originally realize how differently its various professional departments operate and how differently the various professions count success. Also, each professional department has different reporting requirements for different funders. Another provider explains that “cases generally stay open for a much longer time period in holistic models, and switching from reporting requirements that count each discrete legal proceeding as a case is an area that needs discussion.

Focusing on collaborations between professionals. More work needs to be done around unpacking the relationship with the client among different professionals. As part of a five-year plan in New York to change the delivery of Medicaid-supported services and increase value to patients and communities, the state has encouraged collaboration between medical and legal services with a new focus on integrating outcomes:

As part of this initiative, there has been a lot of system integration work about how to bring different professionals together to understand their outcomes. This translation among professionals is hard work. One problem was a lack of understanding about different services. LAWNY now teaches a class to 4th year medical students on how to link up appropriate community services and transportation. The medical students observe a legal services intake and visit shelters and other social services within the community to better understand what questions to ask their patients to assess their needs.

Outcomes data can be combined with other forms of data being tracked internally to provide insights into service delivery. For example, one program “wants to be able to track social worker involvement on a case without double-counting.” The program plans to compare housing outcomes from the legal case against data it tracks as to whether a social worker was involved or not. The program expects to learn about the value of integrated legal and social work services from comparing these two sources of data.

“Cases generally stay open for a much longer time period in holistic models, and switching from reporting requirements that count each discrete legal proceeding as a case is an area that needs discussion. More work needs to be done around unpacking the relationship with the client among different professions.”

An attempt at a “Stability Index.” In 2013, Rhode Island Legal Services created the Holistic Legal Assistance Network. After the first two years of this project, the organization worked with Ken Smith of the Resource for Great Programs to evaluate the impact of its holistic approach to case management. This evaluation produced two new outcomes measures: “stability in the environment for children in the household,” and “stability of the family’s mental health status.”⁸⁹ However, the organization found it challenging to implement these new measures consistently and objectively. It has since adopted an internal tracking approach similar to the big goals approach described earlier. A supervising attorney keeps an excel spreadsheet relating the legal outcomes to the larger goals of “housing stability,” “family stability,” “financial stability,” and “planning for progress.”

Attending to ethical concerns. One provider said “ethical and confidentiality issues have been easier to overcome because the case management system allows for anonymizing and analyzing underlying data.” Other organizations with holistic models are “still working out privilege issues between different professionals working together toward shared client goals.” One program mentioned “an online sharing platform where community collaborators can share information. Legal services providers share aggregate data due to confidentiality issues, but other collaborators can share more detailed information.”

3. Recommendations

- a. **Track referral outcomes to assure provision of service** – Funders should support providers in tracking outcomes achieved through referrals of clients (and others seeking service) to other organizations.
- b. **Develop networks to track outcomes** – Providers and funders should pursue network-building with social services organizations to increase understanding of outcomes achieved through referrals.

III. PRESERVE THE INTEGRITY OF OUTCOMES DATA AT ALL TIMES

A. Improve the integrity of outcomes data⁹⁰

1. Background

The large volume of data gathered by legal aid programs makes ensuring data quality a difficult task for even the most data-savvy and technology-savvy organizations. Unfortunately, analysis of erroneous or incomplete data is counterproductive as a gauge of client service effectiveness and efficiency.

At its core, data integrity means ensuring that data is accurate and consistent. Concrete steps that every legal service program can take to strengthen the integrity of the data it collects are explored more below.

The wealth of information at the fingertips of staff can, if properly harnessed, drive better client service. All legal aid programs are required to gather voluminous data about clients, cases, volunteers, services provided, and, increasingly, outcomes. But, gathering required data often feels burdensome and prompts frustration, which can undercut efforts to promote quality. Combat the frustration by reframing the required data as a strategic tool, something staff actively decide to gather because it helps increase understanding of the client community and of clients' legal needs. It is not only possible but also important for programs to take steps to assure the integrity of their data at every stage of the process.

2. Observations

Legal aid leaders responded to the NCAJ survey by saying they are pursuing a variety of practices to improve the integrity of outcomes data, and that they routinely make choices about who develops outcomes criteria, who enters the data, and how often criteria should change. Some suggested that best practices for data integrity in this section are already in place, but others indicated that more programs could adopt these practices.

A majority of the funders responding to the survey said that outcomes data is reported in a consistent manner and that they monitor and train grantees to maintain data integrity.

Here are some practices that can help to ensure that a program's outcomes data are consistent and useful:

Connecting outcomes measures to strategic goals. One of the best ways to collect good data is to collect data related to the program's core values. Connecting outcomes measures to the program's mission helps guide the data collected and how it will be used. But, more fundamentally, if the data is helping the program measure progress toward its strategic goals, the data will be likely to be more accurate. Less than half of the programs heard from in NCAJ's survey in New York City had gone through this process.

Engaging staff in the effort. Consider enlisting staff to improve the organization's use of data. We learned that, over time, a staff committee at one organization was able to take increasing responsibility for tackling problems and

innovating solutions, increasing reliance of the program on outcomes data in ways that were beneficial to clients. Additionally, when staff are engaged, they tend to feel ownership, which translates into improved commitment to providing accurate and complete data.

Improving Measures. Looking critically at the program's current outcome measures will help it to improve the integrity of the data that it is collected. Define the different outcomes and focus on understanding how staff are using them. Periodically assess with all staff where there might be limitations to the data. Identify outcomes where there are consistently missing data, frequently erroneous data, or data that don't translate easily to analyses. Identify ambiguous outcomes or ambiguous recording mechanisms. Identify outcomes that are always skipped over.

Cleaning Up Case Management

Some problems with data integrity are a product of recurring issues with the design of the case management system. These kinds of problems emerge when programs look critically at their outcomes data, but can be cleaned up with the following solutions:

1. Change check boxes to affirmative answer options of “Yes” “No” and “N/A” responses to avoid ambiguous blank answers.
2. Consider screen placement when a consistently blank answer occurs, and consider moving the placement or increasing the font size.
3. Be aware of default answers and the potential for over-reporting the default answer. Consider making all variables default to blank.
4. Convert narrative boxes to defined answer options to allow for cleaner analysis, but describe the basis of the measures selected, which could be derived from a) previously completed narratives, b) funder's criteria, c) “big goals,” or d) other concepts.
5. Sort outcomes by practice area, avoiding vague or overlapping outcome questions and answer options, and make sure that outcomes criteria do not include “outputs.”
6. When a variable or an answer option is outdated, make it inactive and remove it from view. Deleting it entirely weakens data integrity and historical data.

Adding new measures. When considering adding outcomes measures, make sure the new measure will actually allow the organization to gather good data and that the data it gathers will tell it something important about the organization's goals. Assess when an outcome should be reported, and whether outcomes will be updated if a change becomes known.

Standardizing procedures. Standard procedures regarding data that are written, distributed to all staff, reviewed at regular trainings and every time a new person joins the organization, help ensure consistent data entry. One option for supporting data entry and promoting data integrity is a two-sided, colorful, laminated reference document that each staff member can have easily accessible when entering data.

Training. Data trainings should be conducted semi-annually, and managers should ensure that staff remain informed about data expectations between trainings as well. Consistency in interpretation among management

and staff, across all departments, at all times, is essential. In addition, it is good practice to share any analysis generated from outcomes data across the entire organization. Half of the programs responding to the NCAJ survey said they share analysis of data with staff, while 80% share analysis with attorneys.

Monitoring. Data quality can be improved through regular monitoring. For example, regular (preferably monthly) error-checking reports can be distributed to staff and managers. These reports could flag case coding contradictions or omissions. Giving staff the opportunity to correct errors and engaging in follow-up conversations will provide extra training opportunities, a built-in process for monitoring for obsolete or otherwise problematic data-points, and create better data. Some respondents to NCAJ's survey reported that they had struggled with determining best ways to build error-checking into their systems.

3. Recommendations

- a. **Prioritize using data to improve service** – Providers should approach data tracking as a tool for improving service, and not just an administrative burden.
- b. **Engage staff with data expertise** – Providers should engage staff in specific practice groups or possessing specific area expertise to have a significant role in defining outcome measures.
- c. **Standardize and train on data entry** – Providers and funders should standardize data entry procedures and hold regular trainings on data entry.
- d. **Share data transparently** – Providers should circulate data findings and data analyses to all staff.
- e. **Review and revise measures** – Providers and funders should remove measures not being used and review patterns of use to determine whether new measures are needed.

B. Manage the challenge of proving causation

While it may seem intuitively clear to many people that legal work done by lawyers on behalf of clients is the cause of the outcomes that follow, the analysis of “causation” has counter-intuitive elements. It is actually difficult to establish that a client won a case due to the assistance of the lawyer when other factors may have influenced the outcome.

Programs should recognize the value of, and claim credit for, the importance of their work. However, given the presence and absence of many factors apart from advocacy that may contribute to a client's victory, it can sometimes be just as misleading for an organization to rely exclusively on win/loss ratios to promote its accomplishments as it might be for the same organization to rely exclusively on win/loss ratios as the basis for positive or negative evaluations of their attorneys. In all of these scenarios, other factors may also be involved, and it is usually difficult to be confident they are not. Providers have several strategies available to help them determine how best to understand and manage the challenge of establishing that they have caused the outcomes obtained by their clients.

Being transparent about “strongest cases intake.” Among the challenging problems for civil legal aid programs through the decades has been determining who to represent when the number of individuals seeking assistance is overwhelming. Some programs selectively represent those potential clients who have the strongest cases. Putting aside debate about whether this is a best practice, one thing is clear: this particular strategy introduces a factor that can elevate win rates. Providers will want always to be transparent about their data, but where the intake strategies or other factors are known to elevate win rates, transparency and explanation may take on special importance to stakeholders, including staff, funders, and other providers that are seeking the same sources of funding.

Considering all factors, not just outcomes data. Many factors may contribute to variation in the outcomes obtained by clients. In addition to skill and intensity of the advocates, other factors may include supervision and training, the quality of advocacy by opposing counsel, the availability of social services resources in different neighborhoods, and the differing levels of poverty in those neighborhoods. Increased attention to such factors, whether in discussions during staff meetings, presentations to boards of directors, treatments in annual reports, and many other contexts, can help to support a culture of learning in which outcomes data is among the sources of information the provider uses to deepen understanding of the work, improve performance, and strengthen communication.

Crediting favorable outcomes where litigants historically lose. Sometimes legal aid lawyers take cases in which their clients have previously lost claims, or in which all litigants commonly lose claims. For example, some legal aid programs find that they are undertaking representation for veterans who had previously lost serial claims for disability benefits. Where the client, now represented, is then able to win the case, it is harder to contest the idea that the lawyer brought about the winning result, although it remains possible that other factors are contributing to the winning result (for example, the fact that clients may be older or more disabled with each subsequent claim). Similarly, tenants who have been evicted pursuant to a stipulation and judgment would have almost no chance of restoring their tenancy on their own, unless a lawyer stepped into the case to assist in restoring the matter to the calendar and to take the next steps to enable the client to prevail. Sometimes courts will trace in their decisions the way in which the lawyer's appearance is linked to the new outcome.⁹¹

Relying on randomized controlled trials. One of the more powerful tools for investigating causation is the “randomized controlled trial.” In the context of civil legal aid, the RCT is a method that tests whether specific interventions, such as the provision of counsel, make a difference in causing outcomes. Used widely in medicine, randomized controlled trials in legal settings are experiments in which people facing similar legal problems (for example, having been served with a nonpayment petition by a landlord) are randomly assigned to a small set of experimental conditions, for example that of receiving some “treatment,” such as representation by a lawyer or the receipt of self-help materials. By design and construction, in an RCT the principal difference between the two populations of litigants will be that one group received the treatment, and the control group did not. Differences in the outcomes observed for each group can then be more confidently attributed to the provision of the service.⁹² RCTs are largely responsible for the advancement of knowledge over time, especially in the field of medicine.

However, RCTs are not foolproof. The history of RCTs – in studies of salt, sugar, fat, estrogen replacement, and other areas – teaches that findings are on occasion reversed, and that a reliable knowledge base requires a community of objective researchers conducting many experiments with different methodologies that ask the same questions, repeatedly. A single study usually will reflect to some degree the conditions in which it was done. The time and place of the experiment, the distinctive population of clients, the unique skills of the providers, the characteristics of the decision-makers, and the nature of the services (if any) received by the control group are among the factors that may make it hard to generalize the findings from a single RCT to other settings at other times, in other places, in other cases, with different litigants, lawyers, decision-makers, etc. For these reasons, it may be important also to be able to replicate RCT findings before placing great reliance on the findings of a single study.⁹³ Significantly, even when RCTs fail, they may still prove valuable because their failure often helps to illuminate important facts or other considerations that will increase the power of the experiments that will follow.

Claiming without over-claiming. Programs seeking to rely on outcomes data should put their best foot forward by collecting and presenting their outcomes data even in the absence of RCTs. Information about wins and losses, including about the content of the decisions (for example, sums of money recovered, time allowed to remain in an

apartment, the right to return to employment, increased child visitation time) can deepen understanding of the work, help determine how best to allocate resources, and help explain the nature of the work to funders and other stakeholders. But, as noted above, it remains important to consider outcomes data in the context of other factors that may be important in explaining the results obtained. One executive director explained that she is “careful to not claim credit for all [favorable decisions], because the program doesn’t do everything, rather it is one cause of the result.” One program has described its role effectively in the following terms, “[we] provided assistance in X cases in which clients obtained Y relief.”

Exercising caution to avoid comparison based on outcomes alone. Comparison of performance can improve quality, but if ratings are tracked mechanically and in ways that overlook underlying factors and choices, or if a program’s funding is contingent to too great a degree on ratings, or if a person’s job performance is contingent to too great a degree on his or her ratings, the pressure to achieve high scores on the measures can divert people and institutions toward activities that are represented in the measures and away from other parts of their work that are also important but not reflected in the data collected. No one wants to be in a scenario, as has been documented in the context of medicine and higher education, in which the incentives to report successes turn into pressure to deny service to deserving people or to manipulate the entry of data.⁹⁴

Insisting on professional standards. A key protection against possible risks of over-reliance on outcomes data is in the culture of the institutions themselves. Where the culture is well established, with training provided, practice supervised, dialogue encouraged, and data transparent, norms of professionalism will be likelier to hold. In the context of civil legal aid, norms of attorney practice are established, but of course no institution in law, medicine, education or other sectors of society, will be invulnerable to ratings pressure. Most importantly, the legal aid community does not currently have the problem of over-relying on data, rather the opposite is the case. Most of the people we interviewed are aware of the value of outcomes data in understanding, promoting, and explaining civil legal aid, and were interested in finding responsible ways to do more with it.

3. Recommendations:

- a. Manage causation questions through a culture of learning** – Collect outcomes data, share it within the organization, entrust leadership roles on outcomes data to staff, articulate norms and standards of practice, be transparent about intake practices, and use data internally to foster conversation about the multiple factors influencing outcomes.
- b. Manage causation questions by owning triumphs, without over-claiming** – Inform funders of outcomes achieved by the office, but always be careful not to claim accomplishments that may be caused by other factors in the lives of clients and in the provision of civil legal aid.
- c. Pursue rigorous research, including through randomized controlled trials** – Enlist researchers to use rigorous methodologies to clarify the value of civil legal aid.

CONCLUSION AND RECOMMENDATIONS

The civil legal aid communities in New York City and nationally are beginning to use outcomes data to deepen understanding of civil legal aid, strengthen legal aid, and explain legal aid to new audiences. In *Tracking Outcomes: A Guide for Civil Legal Aid Providers & Funders*, we have described a menu of opportunities to unlock the potential of outcomes data today, to pursue emerging strategies for tracking outcomes, and to preserve the integrity of outcomes data at all times. Our specific recommendations are the following:

I. UNLOCK THE POTENTIAL OF OUTCOMES DATA TODAY

- a. Use existing outcomes data to deepen understanding, improve service, and educate the public
- b. Move to “big goals” and client-centered measures to report outcomes
- c. Combine outcomes with “big data” and other data sets
- d. Build communication between funders and providers

II. PURSUE SOLUTIONS TO HARDER CHALLENGES IN TRACKING OUTCOMES

- a. Track “systemic” outcomes
- b. Secure feedback on outcomes
- c. Partner with courts to improve outcomes data
- d. Support holistic service by tracking outcomes

III. PRESERVE THE INTEGRITY OF OUTCOMES DATA AT ALL TIMES

- a. Improve the integrity of outcomes data
- b. Manage the challenge of proving causation

ENDNOTES

- 1 For more on NCAJ, visit ncforaj.org and justiceindex.org.
- 2 For more on the A2J Initiative visit https://www.fordham.edu/info/26060/a2j_initiative_at_fordham_law.
- 3 In addition to their inclusion here, the individual sections of the report are each followed by the recommendations pertinent to that section. See Appendix 1 for all recommendations accompanied by specific steps to support their implementation.
- 4 We anonymized quotations as a means of encouraging candor among interviewees, as we observed some concern in the community about the possibility that if speakers were overly or insufficiently enthusiastic about tracking outcomes, others might be critical of those positions.
- 5 See National Center for Access to Justice, “A Few Questions on ‘Outcomes’ Tracked by Civil Legal Aid Programs,” November 2017 survey questions, <http://ncforaj.org/wp-content/uploads/2018/04/Provider-Survey-on-Outcomes.pdf>.
- 6 See National Center for Access to Justice, “Questions for Funders of Civil Legal Aid Programs on Reporting Outcomes,” November 2017 survey questions, <http://ncforaj.org/wp-content/uploads/2018/04/Funder-Survey-on-Outcomes.pdf>.
- 7 Although NCAJ takes responsibility for the final product, we are very grateful to leaders and staff in the following organizations who shared thoughts with us, and in some instances quotes, about outcomes tracking as we carried out interviews and conducted our research process: 1) Advocates for Children, 2) Bernard F. & Alva B. Gimbel Foundation, 3) The Bronx Defenders, 4) Center for Court Innovation, 5) Center for NYC Neighborhoods, 6) The Door, 7) Empire Justice, 8) Equal Justice Works, 9) Florida Bar Foundation, 10) Her Justice, 11) Housing Court Answers, 12) The Legal Aid Society, 13) The Legal Aid Society of Cleveland, 14) Legal Information for Families Today, 15) Legal Services Corporation, 16) Legal Services for New York City, 17) Legal Services of Western New York, 18) Legal Services of Western New York – Rochester, 19) Michigan Advocacy Program, 20) Mobilization for Justice, 21) New York City Bar Justice Center, 22) New York City Department of Youth and Community Development, 23) New York City Office of the Aging, 24) New York City Human Resources Administration, 25) New York Community Trust, 26) New York Legal Assistance Group, 27) New York State Interest on Lawyer Account Fund, 28) New York State Office of Court Administration, 29) Philadelphia Legal Assistance, 30) Rhode Island Legal Services, 31) Robin Hood, 32) Sanctuary for Families, 33) University Settlement, 34) Urban Justice Center, 35) Virginia Legal Aid, and 36) Volunteers of Legal Services.
- 8 We reached out to 18 of 38 civil legal aid providers in New York City (47%), and interviewed 15 (39%).
- 9 Appendix 2 contains sets of outcome measures used by providers and funders in Cleveland, Florida, Michigan, Virginia, California, and New York City.
- 10 Legal Services Corporation, Outcomes Catalog, available at <https://www.lsc.gov/grants-grantee-resources/civil-legal-outcomes/outcomes-catalog>.
- 11 Legal Services Corporation, Program Letter 16-5, Aug. 4, 2016, available at <https://www.lsc.gov/program-letter-16-5>.
- 12 Legal Services Corporation, Outcomes Toolkit and Case Studies, available at <https://www.lsc.gov/grants-grantee-resources/civil-legal-outcomes/case-studies>, accessed on June 15, 2018.
- 13 “Prevented eviction” is the first outcome in IOLA’s list of “client benefits” obtainable in the practice area of housing. See Appendix 2.
- 14 New York City Council, Intro 214B, August 11, 2017.

- 15 See, e.g., Rebecca L. Sandefur, What We Know and Need to Know about the Legal Needs of the Public, 67 South Carolina Law Review 443 (2016); Rebecca L. Sandefur, Bridging the Gap: Rethinking Outreach for Greater Access to Justice, 37 University of Arkansas at Little Rock Law Review 721 (2015); Rebecca L. Sandefur, Accessing Justice in the Contemporary USA: Findings from the Community Needs and Services Study, American Bar Foundation (2014).
- 16 For example, in 2016, 27% of tenants facing eviction in NYC housing court had legal representation. See NYC Office of Civil Justice Annual Report 2016. The number is significantly lower for consumer debt cases. In 2015, 14.4% of defendants in consumer debt cases had legal representation. Permanent Commission Access to Justice, Report to the Chief Judge of the State of New York (2017), See Appendices, Testimony from the New York City Broken Lease Task Force, New York State Permanent Commission on Access to Justice, 2016 Public Hearing, September 27, 2016, at 284.
- 17 Legal Services Corporation, “The Justice of Gap: Measuring the Civil Legal Needs of Low-Income Americans,” 2017.
- 18 The measures were developed with Ken Smith at The Resource for Great Programs. For more information, see <http://www.greatprograms.org/>.
- 19 Legal Services Corporation, Outcomes Toolkit and Case Studies, available at <https://www.lsc.gov/grants-grantee-resources/civil-legal-outcomes/case-studies>.
- 20 See Program Letter 16-5, available at <https://www.lsc.gov/program-letter-16-5>. (“In Calendar Year 2017, grantees will have to confirm that they are collecting outcomes data for all extended services cases. In Calendar Year 2018, grantees will also have to explain how they are using outcomes data in extended services cases to manage towards their strategic goals.”).
- 21 Staff of NCAJ have also met with and exchanged thoughts on outcomes tracking with the Civil Justice Coordinator who heads the OCJ as well as OCJ staff, all of whom were among the people interviewed during the preparation of this Guide.
- 22 See Robin Hood Foundation Metrics, available at https://robinhoodorg-production.s3.amazonaws.com/uploads/2017/04/Metrics-Equations-for-Website_Sept-2014.pdf.
- 23 See NCAJ 2017 survey questions, supra n. 5,6.
- 24 See, e.g., Testimony by Empire Justice Center on outcomes from DAP program, available at <https://empirejustice.org/wp-content/uploads/2018/03/Budget-Testimony-2018-Human-Services.pdf>.
- 25 This might include social scientists in Urban Affairs or Public Policy departments, sociologists, economists, or even legal academia. Upfront discussions about researcher access to data are necessary, and programs should be prepared for those discussions. More tools are coming online to assist in collaborations. The Evaluation Feedback Project is a new initiative housed at the A2J Lab at Harvard Law School that matches providers with experts who, on a volunteer basis, provide guidance to programs that seek feedback on new data design tools, available at <http://a2jlab.org/resources/evaluation-feedback-project/>. The Legal Aid Data Analysis Framework Tool is an online resource, intended to help legal aid programs frame and analyze their data, which contains a list of university research partners open to possible collaborations, available at <https://daf.lsnatp.org/home>.
- 26 All recommendations are addressed to providers, unless by their explicit terms they refer to providers, courts, and/or other institutions and entities.
- 27 See Appendix 2.
- 28 For a basic introduction to the logic model process in the context of civil legal aid, see National Center for Access to Justice, What do we Talk About When We Talk About Outcomes, available at <http://ncforaj.org/wp-content/uploads/2018/04/When-we-talk-about-outcomes-11-21-17-FINAL.pdf>.

- 29 Celinda Lake, Anat Shenker Osorio, Daniel Gotoff, Corey Teter, “Building a Civil Justice System that Delivers Justice for All,” (Summer 2017), available at <https://voicesforciviljustice.org/wp-content/uploads/Voices-2017-Messaging-Researc-Findings-LRP-ASO-Report-July-2017-Slides.pdf>. See also *Voices for Civil Justice*, <https://voicesforciviljustice.org/>; Lake Research Partners, <http://www.lakeresearch.com/>.
- 30 NCAJ appreciates the substantial assistance of Morgan, Lewis & Bockius LLP and, in particular Julie Goldemberg and Kate Vasduvan in conducting initial research and drafting for this essay.
- 31 Big Data has also been defined in terms of “the V’s”: Volume: refers to the amount of data generated and stored; Velocity: refers to the speed at which the data is generated and processed in real-time; Variety: refers to all the data that may be generated either by humans or by machines in diverse forms of raw, or “unstructured” data such as audio, video, image, and text-based files coming from an ever-increasing number of sources; Veracity: refers to the need to ensure that the data is correct or consider the amount of error tolerance they are comfortable with; Variability: the meaning of the data is changing, sometimes rapidly. Data lacks consistency; Volatility: refers to the need to consider where to draw the line and whether to give current data more weight in any analysis; Visualization: refers to the need to display data using complex graphs that can include many variables while still remaining understandable and readable; Value: refers to the analyses done on that data and how the data is turned into information and knowledge. This framing was first conceptualized in by Doug Laney, see Doug Laney, “3D data management: Controlling data volume, variety and velocity,” Meta Group research (2001).
- 32 Robert D. Helfand, *Big Data and Insurance: What Lawyers Need to Know and Understand*, 21 No. 3 J. Internet L. 1, 3 (2017).
- 33 As with all data, care must be taken to ensure the integrity of any data set used, including by “cleaning” data to remove or correct incomplete answers, ambiguous answers, inconsistent terminologies, etc. See Section III, “Preserving the Integrity of Data at All Times.”
- 34 See, e.g., U.S. Census Bureau, Data Ferret, available at <https://dataferrett.census.gov/> (“DataFerrett is a data analysis and extraction tool to customize federal, state, and local data to suit your requirements. Using DataFerrett, you can develop an unlimited array of customized spreadsheets that are as versatile and complex as your usage demands then turn those spreadsheets into graphs and maps without any additional software.”). For a chart of various free tools for data acquiring, cleaning and presenting, see Sharon Machlis, “30+ Free Tools for Data Visualization and Analysis,” Computer World, August 1, 2016, available at <https://www.computerworld.com/article/2506820/business-intelligence/business-intelligence-chart-and-image-gallery-30-free-tools-for-data-visualization-and-analysis.html?nsdr=true>.
- 35 For more on GIS mapping generally, see Alison Davis Holland, GIS Test Drive: What a Geographic Information System Is and what it Can Do, available at <https://www.srln.org/system/files/attachments/GIS%20Test%20Drive%20by%20Alison%20Davis-Holland.pdf>. GIS data sets are available from SRLN, which offers access to interested persons in the civil legal aid community. For more information, see <https://www.srln.org/GISservices>.
- 36 See National Center for Access to Justice, The Justice Index, available at <https://justiceindex.org> (offering data sets comprised of policies that support different aspects of access to justice in states).
- 37 For example, the Data Analysis Framework tool, which is hosted by the Legal Services National Technology Assistance Project and was created by Strategic Data Analytics and Scott Friday Designs, guides the legal aid community through the process of using data strategically to better serve their clients. The Framework grew out of an LSC Technology Initiative Grant that funded a partnership between The Legal Aid Society of Cleveland, Montana Legal Services Association, Strategic Data Analytics, the Northeast Ohio Data Collaborative, and Cleveland State University to improve its strategic use of internal and external data. See <https://daf.lsnatp.org/home>.

- ³⁸ For example, in preparation for a meeting with a council member, LSNYC developed a map of the council member's district displaying the location of clients served by the organization and the type of service provided. This allowed the council member to easily see that a significant number of constituents had received services related to rental housing and other issues in the past year. Several maps with such data visualizations were provided to the council member showing information about constituents' demographics and other key data points. See, <http://ncforaj.org/wp-content/uploads/2018/04/LSNYC-Data-Viz-Problem-Codes-2015.pdf>. Outcomes data can be incorporated into this approach, potentially offering additional force in efforts to educate the public and move policy.
- ³⁹ Legal services programs can access a range of free resources to learn about and execute different data visualization techniques. See Appendix 3.
- ⁴⁰ See, e.g., Community Legal Aid of Ohio, Quarter 4 dashboard – YTD, available at <https://drive.google.com/file/d/1tLT-xDesURVl69nqD53B0CzqboHJmnhq/view>.
- ⁴¹ See, e.g., Nancy Kinnally and Alison Davis-Holland, “What’s in it for Me? How to Use Geospatial Data Visualization to Inform and Engage Decision Makers,” 2017, available at <https://www.srln.org/WIIFM>.
- ⁴² This definition comes from Techopedia Dictionary, available at <https://www.techopedia.com/definition/14649/pivot-table>.
- ⁴³ See, e.g., Will Knight, “Biased Algorithms Are Everywhere, and No One Seems to Care,” MIT Technology Review (July 12, 2017); Federal Trade Commission, “Big Data: Tool for Inclusion or Exclusion?” (Jan. 2016).
- ⁴⁴ David Walton, “Big Data Raises Big Legal Issues,” Inside Counsel Magazine (March 28, 2014) (“In one of the most infamous incidents, the Massachusetts Group Insurance Commission released anonymized data on state employees’ hospital visits in the mid-1990’s as part of a study. In order to prove the existing limitations of anonymization, then graduate student, Latanya Sweeney, publicly identified Governor William Weld without difficulty. Continuing her work on this topic, Sweeney showed in 2000 that 87 percent of all Americans could be identified using only three data points: birthdate, gender and zip code.”).
- ⁴⁵ Although as mentioned above, the human that designed the algorithm may not have had this type of objectivity. New York City recently passed legislation establishing a task force that will provide “recommendations on how information on agency automated decision systems may be shared with the public and how agencies may address instances where people are harmed by agency automated decision systems. See New York City Council, Intro. 1696-2017A, Jan. 11, 2018. See also, Lauren Kirchner, “New York City Moves to Create Accountability for Algorithms,” ProPublica, Dec. 18, 2017, available at <https://www.propublica.org/article/new-york-city-moves-to-create-accountability-for-algorithms>.
- ⁴⁶ For an example of these efforts, see “Washington State Access to Justice Principles,” available at https://www.courts.wa.gov/court_rules/?fa=court_rules.display&group=am&set=ATJ&ruleid=amatj02principles.
- ⁴⁷ White House, Executive Office of the President, Big Data: Seizing Opportunities, Preserving Values, May 2014, available at https://obamawhitehouse.archives.gov/sites/default/files/docs/big_data_privacy_report_5.1.14_final_print.pdf.
- ⁴⁸ City Bar Justice Center, “Economic Impact: How do we Put a Value on Help to Those Who Served Our Country,” Dec. 8, 2017, available at <https://www.citybarjusticecenter.org/news/put-value-help-served-country/>.
- ⁴⁹ Center for NYC Neighborhoods, East New York: Preserving Affordability in the Face of Uncertainty, 2017, available at <https://cnycn.org/wp-content/uploads/2017/03/ENY-report-full.pdf>.
- ⁵⁰ The Bronx Defenders, “Bronx Defenders vs. NYPD,” Aug. 4, 2016, available at <https://www.bronxdefenders.org/the-bronx-defenders-v-nypd/>.

- <https://nextcity.org/daily/entry/evicted-help-new-york-homelessness-prevention>.
- Id.
- This description comes from our telephone interview with Jonathan Pyle at Philadelphia Legal Services. For more on this project, see Appendix 3.
- See Florida Bar Foundation outcomes measures in Appendix 2.
- Quote from Jennifer Wimberly, Director of Grants at Florida Bar Foundation, October 16, 2017.
- For an example of an advocacy outcomes exercise, see The Urban Institute and the Center for What Works, “Candidate Outcome Indicators: Advocacy Program,” available at <https://www.urban.org/sites/default/files/advocacy.pdf>.
- This description comes from NCAJ’s telephone interview with Jonathan Pyle at Philadelphia Legal Services, November 22, 2017.
- NCAJ appreciates the substantial assistance of Morgan, Lewis & Bockius LLP and, in particular Callie Kim in conducting initial research and drafting for this essay.
- See National Center for Access to Justice, “A Few Questions on ‘Outcomes’ Tracked by Civil Legal Aid Programs,” November 2017, <http://ncforaj.org/wp-content/uploads/2018/04/Provider-Survey-on-Outcomes.pdf>.
- Martin D. Abravanel, Surveying Clients About Outcomes, The Urban Institute (2003), available at <https://www.urban.org/sites/default/files/publication/42751/310840-Surveying-Clients-about-Outcomes.PDF>.
- Fund for Shared Insight, Listen for Good, available at <https://www.fundforsharedinsight.org/listen-for-good/>.
- Id.
- The Evaluation Feedback Project is a new initiative housed at the A2J Lab at Harvard Law School that matches providers with experts who, on a volunteer basis, provide guidance to programs that seek feedback on new data design tools, available at <http://a2jlab.org/resources/evaluation-feedback-project/>.
- These tips are drawn from The Urban Institute, “Surveying Clients About Outcomes,” at 15, 2003.
- See De Jonge, Tineke, et al., Homogenizing Responses to Different Survey Questions on the Same Topic: Proposal of a Scale Homogenization Method Using a Reference Distribution, 117 Soc. Indic. Res. 275-300 (May 24, 2013).
- See National Center for Access to Justice, “A Few Questions on ‘Outcomes’ Tracked by Civil Legal Aid Programs,” November 2017 survey questions, <http://ncforaj.org/wp-content/uploads/2018/04/Provider-Survey-on-Outcomes.pdf>.
- For example, one provider describes its surveying efforts as “focused on client satisfaction,” and it notes that the data is collected for internal use. See National Center for Access to Justice, “A Few Questions on ‘Outcomes’ Tracked by Civil Legal Aid Programs,” November 2017 survey questions, <http://ncforaj.org/wp-content/uploads/2018/04/Provider-Survey-on-Outcomes.pdf>.
- See, e.g., E. Allan Lind & Tom R. Tyler, The Social Psychology of Procedural Justice (1988); Tom R. Tyler, Social Justice: Outcome and Procedure, 35 Int’l J. Psychol. 117 (2000).
- One exception was the Legal Aid Society of Cleveland. This program recently began a grant-funded outcomes texting project and received a response rate in excess of 60%. For more on this project, see Cleveland Legal Aid & Frontline SMS, “Outcomes Texting Project,” LSC Innovations in Technology Conference, Jan. 10, 2018

- [70](#) Id.
- [71](#) Id. (The organization developed three different types of text messages: (1) outcome messages, (2) informational messages, and (3) community legal education and outreach messages.).
- [72](#) Id. All participants received all questions as no branching logic was used. Participants could respond to any message (i.e., a client may not respond to the first text message but then respond to the second).
- [73](#) Id.
- [74](#) See, e.g., Shauna Strickland, Scott Graves, Richard Schaffler, Virginia Self-Represented Litigant Study: Outcomes of Civil Cases in General District Court, Juvenile & Domestic Relations Court, and Circuit Court, National Center for State Courts, December 2017 (recommending that court case management systems “should have a means for the data entry clerk to clearly denote that a party is self-represented”).
- [75](#) Annie E. Casey Foundation, [By the Numbers: Using Disaggregated Data to Inform Policies, Practices, and Decision-Making](#) (2016).
- [76](#) See, e.g., Court records have been reported to credit agencies, however the credit agencies will no longer include that information in your credit score, partly due to errors. See, e.g., Stacy Cowley, “Your Credit Score May Soon Look Better,” *The New York Times*, June 26, 2017, available at <https://www.nytimes.com/2017/06/26/business/dealbook/your-credit-score-may-soon-look-better.html>.
- [77](#) Id. See also, Anna Maria Andriotic, “Credit Reports to Exclude Certain Negative Information, Boosting FICO Scores,” *The Wall Street Journal*, March 12, 2017.
- [78](#) See, e.g., Amy Bach, “Missing Criminal Justice Data,” *The New York Times*, March 21, 2018, available at <https://www.nytimes.com/2018/03/21/opinion/missing-criminal-justice-data.html>.
- [79](#) See, e.g., Paula Galowitz, Collaboration Between Lawyers and Social Workers: Re-examining the Nature and Potential of the Relationship, 67 *Fordham L. Rev.* 2123, 2135 (1999).
- [80](#) See, e.g., Jane Hyatt Thorpe, Lara Cartwright-Smith, Elizabeth Gray, Marie Mongeon, “Information Sharing in Medical-Legal Partnerships: Foundational Concepts and Resources,” *Medical-Legal Partnership Fundamentals*, Issue Brief One (July 2017).
- [81](#) See, e.g., New York State Unified Court System, Access to Justice Volunteer Attorney Programs, descriptions at https://www.nycourts.gov/attorneys/volunteer/vap/program_descriptions.shtml.
- [82](#) See e.g., Center for Court Innovation, Midtown Community Court at <https://www.courtinnovation.org/programs/midtown-community-court> (focusing on particular litigant populations defined by specific social services needs such as drug abuse, prostitution, and providing array of social services to address the identified needs).
- [83](#) See, e.g., The Bronx Defenders, <https://www.bronxdefenders.org/> (providing defense services, but extending reach to family court and selected civil practice areas). See also National Legal Aid and Defender Community Oriented Defender Network, at <http://www.nlada.org/community-oriented-defender-network>.
- [84](#) See e.g., Make the Road New York at <https://maketheroadny.org/> for one example.
- [85](#) See e.g., National Center for Medical-Legal Partnership at <http://medical-legalpartnership.org/>.
- [86](#) See e.g., Holistic Legal Assistance Network, Rhode Island Legal Services, at http://www.rils.org/programs_mobi.cfm.
- [87](#) See e.g., Rochester-Monroe Anti-Poverty Initiative at <https://www.uwrochester.org/RochesterAnti-PovertyInitiative.aspx>.

- [88](#) Ashley Dalton, “How School-Based Legal Aid Can Help Kid in Class,” Hartford-Courant, Oct. 12, 2016; Yvonne Wenger, “Working out of the Library, Maryland Legal Aid Helps People Grapple with Issues Only a Lawyer Can Fix,” Baltimore Sun, Nov. 16, 2017.
- [89](#) Ken Smith, “Evaluation of the First Two Years of the Holistic Legal Assistance Network (HLAN) Project,” The Resource for Great Programs, 2015, available at http://www.rils.org/documents/RILS-HLAN-Evaluation-Report_Executive-Summary-FINAL-10-29-2015.pdf.
- [90](#) This section draws its content primarily from an article by Rachel J. Perry, titled Data Integrity: The Untapped Treasure of Legal Services Data, in MIE Journal, Vol XXVIII No. 2 (Summer 2014) (used with author’s permission, and permission of MIE Journal). Rachel is Founder & Principal, Strategic Data Analytics, rachel.perry@SDAstrategicdata.com, 216-570-0715. Rachel is a member of the expert advisory panel, contributing advice to NCAJ for this report.
- [91](#) See, e.g., Mautner Glick Corp v. Acosta, New York Law Journal, Feb. 14, 2017.
- [92](#) The civil legal aid and courts communities have a great resource in the Access to Justice Lab at Harvard Law School that is leading randomized controlled trial studies in multiple settings, at <http://a2jlab.org/>.
- [93](#) All research methodologies have some limitations and replication is always valuable in establishing reliable findings. A discussion of alternative research methodologies is beyond the scope of this Guide, but for an overview pertinent in civil legal aid and access to justice settings, see April Faith-Slaker, Evaluation Chart, A2J Lab, Harvard Law School, available at <http://a2jlab.org/rets-and-other-evaluation-methods/>
- [94](#) See Dave Phillips, “At Veterans Hospital in Oregon, a Rush for Higher Ratings Puts Patients at Risk, Doctors Say,” The New York Times, Jan. 1, 2018, available at <https://www.nytimes.com/2018/01/01/us/at-veterans-hospital-in-oregon-a-push-for-better-ratings-puts-patients-at-risk-doctors-say.html?smprod=nytcore-iphone&smid=nytcore-iphone-share>

APPENDIX

Tracking Outcomes: A Guide for Civil Legal Aid Providers & Funders

JUNE 20, 2018



National Center *for*
Access to Justice

AT FORDHAM LAW SCHOOL

TABLE OF CONTENTS

- APPENDIX 1: RECOMMENDATIONS, WITH IDEAS FOR IMPLEMENTATION..... [A-3](#)**
 - I. Unlock the potential of outcomes data today..... [A-4](#)
 - II. Pursue solutions to harder challenges in tracking outcomes [A-5](#)
 - III. Preserve the integrity of outcomes data at all times [A-6](#)

- APPENDIX 2: OUTCOMES MEASURES – EXAMPLES..... [A-8](#)**
 - Introduction..... [A-7](#)
 - Cleveland Legal Aid Society..... [A-9](#)
 - Florida Bar Foundation..... [A-14](#)
 - Michigan Advocacy Project [A-36](#)
 - National Center for Access to Justice & Columbia UNIVERSITY Law School
Human Rights Institute (COLLECTED Goal 16 MEASURES) [A-38](#)
 - New York State Interest on Lawyer Account FUND (“IOLA”) [A-44](#)
 - Robin Hood Foundation [A-50](#)
 - Shriver Housing Pilot Projects [A-52](#)
 - State Bar of California..... [A-54](#)
 - Virginia Legal Aid Society [A-60](#)

- APPENDIX 3: SOURCES PERTINENT TO TRACKING OUTCOMES..... [A-62](#)**
 - I. Unlock the Potential of Outcomes Data Today..... [A-62](#)
 - II. Pursue Solutions to Harder Challenges in Tracking Outcomes..... [A-64](#)
 - III. Preserve the Integrity of Outcomes Data at all Times..... [A-65](#)
 - IV. Additional Sources of Guidance on Using Data to Track Outcomes..... [A-66](#)
 - V. Databases and other sources and analytics tools for supporting civil legal aid outcomes research
Virginia Legal Aid Society [A-67](#)

APPENDIX 1:

- APPENDIX 1: RECOMMENDATIONS, WITH IDEAS FOR IMPLEMENTATION..... [A-3](#)**
- I. Unlock the potential of outcomes data today..... [A-4](#)
- II. Pursue solutions to harder challenges in tracking outcomes..... [A-5](#)
- III. Preserve the integrity of outcomes data at all times..... [A-6](#)

RECOMMENDATIONS, WITH IDEAS FOR IMPLEMENTATION

I. UNLOCK THE POTENTIAL OF OUTCOMES DATA TODAY

A. Use existing outcomes data more effectively

1. **Use outcomes data** – Rely on outcomes data reported to funders to deepen understanding of legal aid, improve service, and explain the value of legal aid to new audiences.
2. **Identify trends** – Monitor outcomes for patterns that point to changes in legal needs in the low income community, including by correlating findings with data sets held by social services organizations.
3. **Go deeper with research partners** – Pursue research in collaboration with social scientists and others.

B. Move to “big goals” and client-centered measures to report outcomes

1. **Develop “big goals”** – Develop “big goals” that connect client outcomes to the mission of civil legal aid, including such goals as improving stability, security, and well-being.
2. **Make measures client-centered** – Re-shape outcome measures in collaboration with clients and with social services providers to highlight the outcomes most important to clients. See also, Appendix A (collected sets of outcome measures).
3. **Pursue a process** – Pursue a collaborative process with multiple providers and funders to develop big goals and client-centered measures for all stakeholders in New York City.

C. Combine outcomes with “big data” and other data sets

1. **Share data sets** – Leading institutions in the access to justice community should make measures and data sets available and accessible to all stakeholders.
2. **Preserve privacy** – The community should develop best practices for ensuring clients’ privacy.
3. **Be vigilant against bias** – The community should develop best practices to reduce risks of bias in the design, collection, and analysis of data.
4. **Fund data analysts** – Funders should make grant support available (through unrestricted grants and/or through dedicated revenue) to pay for providers to hire data analysts to improve the quality of data analysis.
5. **Increase the use of big data and publicly available data sets** – Rely on multiple data sets to show: 1) broader implications of outcomes achieved by clients, 2) impacts on communities, and 3) needs of the client population.
6. **Use data visualizations** – Improve the quality and number of data visualizations.

D. Build communication between funders and providers

1. **Build provider-funder communication** – Providers and funders should communicate with each other about, and ideally co-create, outcomes to track as a means of reducing burden and sharpening the providers’ work.
2. **Educate funders** – Explain to funders the provider’s goals and its reporting capacities and limitations at start of the grant relationship.
3. **Declare goals for using each measure** – Funders should explain the rationale for each measure and the funder’s planned use for each outcomes finding.
4. **Develop consensus among funders** – Funders should reach consensus with one another on measures that are essential, and seek providers’ input.

II. PURSUE SOLUTIONS TO HARDER CHALLENGES IN TRACKING OUTCOMES

A. Track “systemic” outcomes

1. **Build consensus on systemic measures** – Providers and funders should work toward consensus on which outcomes to track in systemic advocacy initiatives with systemic impacts – for example, numbers affected, benefits obtained, laws changed, other societal impacts.
2. **Measure roles in collaboration** – Funders should invite reporting of outcomes from multi-organization collaborations and credit providers for roles performed in coalition.
3. **Measure collateral outcomes** – The community should work toward consensus on how best to credit providers for collateral outcomes achieved during the course of systemic advocacy initiatives that are not yet complete.
4. **Measure ripple effects** – Funders should support research on the societal outcomes obtained through systemic advocacy.
5. **Make the case to the public** – The community should rely on outcomes data to help the public understand the importance of systemic advocacy that benefits vulnerable people, while remain alert to the risk of retaliation from entities wed to the status quo.

B. Secure feedback on outcomes

1. **Seek outcomes reporting from service recipients** – Providers and funders are focusing on securing feedback on actions taken and outcomes achieved, as distinct from feedback only about quality of service.
2. **Insist on clarity in survey design** – Survey preparers should consult experts and consider drafting guidelines to achieve simplicity, clarity, objectivity, consistency, and confidentiality in the design of survey instruments.
3. **Consider texting and other technologies** – The community should continue to investigate pros and cons of technology for texting projects to secure outcomes in brief service.

C. Partner with courts to improve outcomes data

1. **Make all court dockets digital** – Courts should make their dockets digital.
2. **Make court data, including outcomes data, less expensive and more accessible** – Courts should make outcomes data accessible and inexpensive.
3. **Track court data by race, ethnicity, and other factors** – Courts should track data in forms that are easy to disaggregate by race, ethnicity and other factors that are essential to allowing analysis of whether the justice system carries out its functions in a neutral and non-discriminatory manner.
4. **Pursue law and policy reforms to build standards, funding, and infrastructure for tracking court data** – Providers, funders and courts should pursue law and policy reforms to establish statewide standards, funding and infrastructure to improve tracking and reporting of court outcomes data.
5. **Protect private information** – Courts should adopt protections to better ensure the privacy of litigants consistent with the requirements of law.
6. **Increase funding for gathering court data** – Funders should support providers in projects to explore the potential for gathering court data in ways that will boost understanding of outcomes for vulnerable litigants.

D. Support holistic service by tracking outcomes

1. **Track referral outcomes to assure provision of service** – Funders should support providers in tracking outcomes achieved through referrals of clients (and others seeking service) to other organizations.
2. **Develop networks to track outcomes** – Providers and funders should pursue network-building with social services organizations to increase understanding of outcomes achieved through referrals.

III. PRESERVE THE INTEGRITY OF OUTCOMES DATA AT ALL TIMES

A. Improve the integrity of outcomes data

1. **Prioritize using data to improve service** – Providers should approach data tracking as a tool for improving service, and not just an administrative burden.
2. **Engage staff with data expertise** – Providers should engage staff in specific practice groups or possessing specific area expertise to have a significant role in defining outcome measures.
3. **Standardize and train on data entry** – Providers and funders should standardize data entry procedures and hold regular trainings on data entry.
4. **Share data transparently** – Providers should circulate data findings and data analyses to all staff.
5. **Review and revise measures** – Providers and funders should remove measures not being used and review patterns of use to determine whether new measures are needed.

B. Manage the challenge of proving causation

1. **Manage causation questions through a culture of learning** – Collect outcomes data, share it within the organization, entrust leadership roles on outcomes data to staff, articulate norms and standards of practice, be transparent about intake practices, and use data internally to foster conversation about the multiple factors influencing outcomes.
2. **Manage causation questions by owning triumphs, without over-claiming** – Inform funders of outcomes achieved by the office, but always be careful not to claim accomplishments that may be caused by other factors in the lives of clients and in the provision of civil legal aid.
3. **Pursue rigorous research, including through randomized controlled trials** – Enlist researchers to use rigorous methodologies to clarify the value of civil legal aid.

APPENDIX 2:

APPENDIX 2: OUTCOMES MEASURES – EXAMPLES [A-7](#)

Introduction..... [A-8](#)

Cleveland Legal Aid Society..... [A-9](#)

Florida Bar Foundation..... [A-14](#)

Michigan Advocacy Project [A-36](#)

National Center for Access to Justice & Columbia UNIVERSITY Law School
Human Rights Institute (COLLECTED Goal 16 MEASURES) [A-38](#)

New York State Interest on Lawyer Account FUND (“IOLA”) [A-44](#)

Robin Hood Foundation [A-50](#)

Shriver Housing Pilot Projects [A-52](#)

State Bar of California..... [A-54](#)

Virginia Legal Aid Society [A-60](#)

INTRODUCTION TO OUTCOME MEASURES

Across the country, civil legal aid programs and funders are developing measures to track outcomes achieved by clients and communities. In this Appendix, we have gathered some of these “outcome measures” and organized them for your consideration.

Key distinctions – As we describe in the Guide, “outcomes” are different from “inputs” and “outputs” in that they describe the consequences, impacts, or effects of the services provided to the client. “Inputs” are things that allow civil legal aid programs to be productive (e.g., the number of lawyers in an organization). “Outputs” are things that civil legal aid programs produce using inputs (e.g., the number of different types of services provided). Thus, inputs and outputs, while important, do not communicate the impact of the services in the lives of clients and communities.

The purpose of measures – In order for a program to use data to describe its impact on clients lives, it must determine which “measures” can best capture the desired information on client outcomes. Programs then use the measures to guide the collection and reporting of data about the outcomes achieved. Once the data is collected, programs analyze the data to understand and communicate to others their findings about those outcomes.

Our sources for outcome measures – This collection of sets of outcome measures has several sources. In part, it is the result of searches we conducted for outcome measures available on the internet. In part, it is the result of our solicitations to partners and contacts on this project. In addition, it includes excerpts of recommended measures that were generated as part of the White House Legal Aid Interagency Roundtable’s initiative to support the design of outcome measures intended to implement Goal 16 of the United Nations Sustainable Development Goals in the United States (a project co-coordinated by the National Center for Access to Justice).

Our numbering system – For the purpose of creating consistency throughout this collection, NCAJ has reformatted and renumbered the sets of measures to use the same numbering system. The numbering system has the following features:

- Large roman numerals (e.g., I, II, III) mark the broadest classification into which the measures can be grouped. For example, agencies often distinguish financial benefits from non-financial benefits in their own organizing systems.
- Capitalized letters (e.g., A, B, C) mark the categories that outcome measures are often organized in (e.g., “housing”).
- Paired Capitalized letters (e.g., AA, AB, AC) mark subcategories that add specificity to the superordinate category. For example, if a superordinate category is “Family,” a subcategory might be “Adoption.”
- Numbers (e.g., 1, 2, 3), mark the actual measures that are used to capture outcomes.
- Small letters (e.g., a, b, c) mark sub-measures that add specificity to the superordinate measure. For example, if a superordinate measure is “[s]topped or reduced debt collection activity,” a sub-measure might be “[p]revented or reduced recovery of excessive charges.”

Availability of measures – We have obtained permission from our partners to present excerpts of their measures in this Appendix and online. The sets of measures (which may include other measures in addition to outcome measures) are also maintained by the organizations that created them at links that accompany each set in the Appendix, below, but may differ from versions NCAJ has included in the Appendix, below, either because they have been updated over time, or because they include other types of measures in addition the outcome measures we have excerpted for publication in the Appendix.

CLEVELAND LEGAL AID SOCIETY, DETAILED OUTCOMES REPORT¹

I. NON-FINANCIAL BENEFITS

A. Consumer

1. Secured monetary relief?
2. Reduced debt?
3. Reduced attachment?
4. Prevented repossession?
5. Avoided arbitration?
6. Secured assets?
7. Obtained utilities?
8. Removed financial barrier to driver's license or driving privileges?
9. Secured participation in subsidized housing program?
10. Obtained vital documents?
11. Secured attorney fees?
12. Secured Process Accommodation – Language Access
13. Secured Process Accommodation – Disability
14. Secured Process Accommodation – Money
15. Had impact beyond individual client(s)?
16. Significant outcome not covered by list?
17. Income change
18. Assets change
19. Debt change

B. Education

1. Removed barrier to education?
2. Student loan relief?
3. Prevented expulsion?
4. Secured educational programming?
5. Obtained bilingual services?
6. Obtained educational disability identification?
7. Obtained compensatory education?
8. Secured monetary relief?
9. Obtained vital documents
10. Secured Process Accommodation – Language Access
11. Secured Process Accommodation – Disability
12. Secured Process Accommodation – Money
13. Secured attorney's fees?
14. Had impact beyond individual client(s)?
15. Significant outcome not covered by list?
16. Income Change
17. Assets Change
18. Debt Change

1 The Cleveland Legal Aid Society has developed a set of outcome measures that are intended to advance Cleveland Legal Aid Society's three strategic goals: (1) improving safety and health; (2) promoting education and economic stability; and (3) securing decent, affordable housing. The Cleveland approach tracks both non-financial benefits and financial benefits for almost every one of the outputs categories used in the LSC's "Case Service Reporting" (CSR) data. Non-financial benefits are recorded as Y, N, and N/A. Financial benefits are recorded as money saved in the form of assets and debt reduction, and/or reflected in an increase in monthly income.

C. Employment

1. Secured income?
2. Removed barriers to employment?
3. Secured monetary relief?
4. Reduced debt?
5. Reduced attachment?
6. Taxpayer brought into filing compliance?
7. Taxpayer brought into collection compliance?
8. Secured vital documents?
9. Total amount of dollars refunded in cash to taxpayer
10. Total decrease in corrected tax liabilities (but not below zero for any taxpayer)
11. Secured Process Accommodation – Language Access
12. Secured Process Accommodation – Disability
13. Secured Process Accommodation – Money
14. Secured attorney's fees?
15. Had impact beyond individual client(s)?
16. Significant outcome not covered by list?
17. Income Change
18. Assets Change
19. Debt Change

D. Family

1. Secured safety for client?
2. Reduced risk to child?
3. Secured protection order?
4. Secured temporary restraining order?
5. Secured residence?
6. Secured child support?
7. Secured spousal support?
8. Secured retirement benefits?
9. Secured health insurance coverage?
10. Secured assets (not real property or pension)?
11. Reduced debt?
12. Reduced support paid by client?
13. Removed barrier to education?
14. Secured real property?
15. Secured divorce?
16. Obtained vital documents?
17. Secured Process Accommodation – Language Access
18. Secured Process Accommodation – Disability
19. Secured Process Accommodation – Money
20. Secured attorney's fees?
21. Had impact beyond individual client(s)?
22. Significant outcome not covered by list?
23. Income Change
24. Assets Change

E. Juvenile

1. Obtained/retained guardianship?
2. Obtained adoption?
3. Prevented/ended guardianship?
4. Had impact beyond individual client(s)?
5. Significant outcome not covered by list?
6. Income Change
7. Assets Change
8. Debt Change

F. Health

1. Secured health insurance?
2. Obtained monetary relief?
3. Reduced debt?
4. Obtained coverage for procedure or equipment?
5. Obtained vital documents?
6. Secured Process Accommodation – Language Access
7. Secured Process Accommodation – Disability
8. Secured Process Accommodation – Money
9. Secured attorney's fees?
10. Had impact beyond individual client(s)?
11. Significant outcome not covered by list?
12. Income Change
13. Assets Change

G. Housing (Not Foreclosure)

1. Prevented eviction or involuntary move?
2. Secured time to move (30 days or more)?
3. Secured participation in subsidized hsg prog?
4. Reduced rent/fee?
5. Secured utilities?
6. Recovered personal property?
7. Recovered security deposit?
8. Remedied defective conditions?
9. Remedied discrimination?
10. Obtained accommodation?
11. Secured supply of affordable rental hsg?
12. Obtained monetary relief?
13. Enforced real property rights?
14. Mitigated damages?
15. Obtained vital documents?
16. Secured Process Accommodation – Language Access
17. Secured Process Accommodation – Disability
18. Secured Process Accommodation – Money
19. Secured attorneys fees?
20. Had impact beyond individual client(s)?

21. Significant outcome not covered by list?
22. Income Change
23. Assets Change

H. Foreclosure

1. Foreclosure prevented?
2. Reduced fees, arrearages or penalties?
3. Lowered and/or fixed rate of interest?
4. Reduced principal?
5. Default Judgement averted?
6. Improved other mortgage terms?
7. Obtained monetary relief?
8. Extended client's stay in home?
9. Had impact beyond individual client(s)?
10. Secured attorney's fees?
11. Obtained vital documents?
12. Secured waiver of deficiency?
13. Secured Process Accommodation – Language Access
14. Secured Process Accommodation – Disability
15. Secured Process Accommodation – Money
16. Significant outcome not covered by list?
17. Income Change
18. Assets Change

I. Income Maintenance

1. Secured income?
2. Obtained monetary relief?
3. Reduced debt?
4. Removed barrier to employment?
5. Secured Attorney's Fees?
6. Obtained vital documents?
7. Secured Process Accommodation – Language Access
8. Secured Process Accommodation – Disability
9. Secured Process Accommodation – Money
10. Had impact beyond individual client(s)?
11. Significant outcome not covered by list?
12. Income Change
13. Assets Change

J. Individual Rights

1. Sealed record or obtained CQE?
2. Secured safety for client?
3. Avoided deportation?
4. Obtained release from custody?
5. Improved legal immigrant status for client?
6. Improved legal immigration status for family member?
7. Obtained vital documents?

8. Secured Attorney's Fees?
9. Secured Process Accommodation – Language Access
10. Secured Process Accommodation – Disability
11. Secured Process Accommodation – Money
12. Had impact beyond individual client(s)?
13. Significant outcome not covered by list?
14. Income Change
15. Assets Change

K. Miscellaneous

1. Removed barrier to employment
2. Secured license?
3. Avoided debt?
4. Secured monetary relief?
5. Enforced real property rights?
6. Executed health/estate plan?
7. Secured Attorney's Fees
8. Secured Process Accommodation – Language Access
9. Secured Process Accommodation – Disability
10. Secured Process Accommodation – Money
11. Had impact beyond individual client(s)?
12. Significant outcome not covered by list?
13. Income Change
14. Assets Change

II.. FINANCIAL BENEFITS (WITH AREAS TO FILL IN \$ AMOUNTS)

- A. Consumer and Finance
- B. Employment
- C. Family
- D. Foreclosure
- E. Health
- F. Housing (Not Foreclosure)
- G. Income Maintenance
- H. Individual rights

FLORIDA BAR FOUNDATION, OUTCOMES CODES BY LEGAL PROBLEM CATEGORY²

A. Consumer/Finance

AA. Bankruptcy/Debtor Relief

1. Obtained Federal Bankruptcy Protection
 - a. None
 - b. Obtained Bankruptcy Protection (Chapter 7)
 - c. Obtained Bankruptcy Protection (Chapter 13)
 - d. Voided Bankruptcy Judgements

AB. Collection (Including Repossession/Deficiency/Garnishment)

1. Stopped or Reduced Debt Collection Activity
 - a. None
 - b. Reduced or Eliminated Debt or Debt Placed in Non-Collection
 - c. Student Loan Indebtedness Discharged Based on Disability of Borrower
 - d. Prevented or Reduced Recovery of Excessive Charges
2. Avoided or Ended Garnishment or Levy
 - a. None
 - b. Obtained Release of Lien
 - c. Avoided or Ended Wage Garnishment
 - d. Avoided or Ended Other Garnishment
 - e. Prevented Attachment of Personal Property
 - f. Recovered Personal Property
3. Avoided or Reduced Deficiency Judgements
 - a. None
 - b. Avoided Judgement
 - c. Reduced Amount of Judgement
 - d. Satisfied Judgement for Reduced Amount
4. Avoided Repossession or Replevin
 - a. None
 - b. Averted repossession or Replevin of Automobile
 - c. Averted Replevin of Mobile Home
 - d. Averted Repossess or Replevin of Other Personal Property

AC. Collection Practices/Creditor Harassment

1. Stopped Abusive or Illegal Debt Collection Practices
 - a. None
2. Stopped Harassment
 - a. None
 - b. Reduced or Eliminated Debt-Related Physical or mental Stress

AD. Contracts/Warranties

1. Overcame Unfair or Illegal Sales Contracts
 - a. None
 - b. Overcame Abusive or Illegal Finance Contract
 - c. Obtained Recession of Abusive or Illegal Contract

2 In 2017, the Florida Bar Foundation undertook a substantial new initiative in which it worked with its civil legal aid grantees to reconsider the community's approach to tracking outcomes. The collaboration produced 62 problem codes, with multiple subsets and hundreds of outcome measures. The set is available at http://ncforaj.org/wp-content/uploads/2018/05/Copy-of-FBF-Outcomes-Codes-by-Legal-Problem-Category_Final-2017.xlsx

2. Overcame Fraudulent Sales Practice
 - a. None
3. Enforced Sales Contracts or Warranties
 - a. None
 - b. Enforced Motor Vehicle Sales or Financing Agreement
 - c. Clarified Contractual Rights or Responsibilities

AE. Other Consumer/Finance

1. Obtained Insurance Benefits (Other Than Health or Disability)
 - a. None
 - b. Obtained Recovery on Insurance Claim
 - c. Obtained homeowners Insurance Benefits
2. Obtained or Preserved Credit
 - a. None
 - b. Overcame Discrimination in Obtaining Credit
 - c. Avoided Negative Impact on Credit Report of Loan Underpayment
3. Resolved Credit Reporting Errors
 - a. None
 - b. Prevented or Mitigated Negative Impact on Credit Report
 - c. Created Plan to Increase Credit Score
4. Obtained Damages Based on Illegal Claim in a Consumer Matter
 - a. None
5. Recovered or Waived Interest Payments
 - a. None
6. Obtained Advice & Counsel on a Consumer Matter
 - a. None
7. Obtained Assistance with Pro Se Consumer Matter
 - a. None
8. Obtained Non-Litigation Advocacy Services on a Consumer Matter
 - a. None
9. Obtained Case Referral on a Consumer Matter
 - a. None
10. Obtained Household Budgeting Counseling
 - a. None
11. Obtained Monetary Award in a Consumer Matter
 - a. None
12. Obtained Benefits as member of Class in Successful Consumer Class Action
 - a. None
13. Avoided Paying Attorneys' Fees in a Consumer Matter
 - a. None
14. Obtained Representation on a Consumer Matter (No Other Outcome)
 - a. None

AF. Predatory Lending Practice (Not Mortgages)

1. Overcame Predatory Lending Practices
 - a. None
 - b. Overcame Payday Loan Abuse

2. Overcame Predatory Lending Practices
 - a. None

AG. Public Utilities

1. Avoided or Delayed Utility Termination
 - a. None
2. Obtained Utility Services
 - a. None
3. Reduced Utility Payment Amount
 - a. None

AH. Unfair and Deceptive Sales and Practices (Not Real Property)

1. Overcame Unfair Sales and Practices
 - a. None
2. Overcame Illegal Sales and Practices
 - a. None

B. Education

BA. Access (Including Bilingual, Residency, Testing)

1. Obtained an Appropriate Education
 - a. None
 - b. Obtained or Maintained Enrollment in Public School
 - c. Obtained Private School Placement
 - d. Overcame Barrier to Enrollment In School
2. Obtained Necessary Supplemental or Related Educational Services
 - a. None
 - b. Obtained Testing
 - c. Obtained Bilingual Services
 - d. Obtained LEP Services
 - e. Enforced McKinney-Vento Rights
 - f. Obtained IDEA Services
 - g. Eliminated Inequality in Services or Resources
 - h. Compelled LEA to Provide Services or Information

BB. Discipline (Including Expulsion and Suspension)

1. Avoided or Delayed Suspension or Expulsion
 - a. None
 - b. Avoided or Delayed Expulsion
 - c. Avoided or Delayed Suspension
2. Obtained Reversal of Illegal Suspension or Expulsion from School
 - a. None
3. Obtained Reinstatement to School in Lieu of Suspension or Expulsion
 - a. None
4. Reduced Length of Suspension or Expulsion
 - a. None
5. Obtained Decision That Disciplinary Incident Was a Manifestation of Child's Disability
 - a. None
6. Prevented or Mitigated Discriminatory Discipline
 - a. None

7. Obtained Significant Change in Discipline Policy
 - a. None

BC. Other Education

1. Obtained Correction of School Records
 - a. None
2. Avoided Retention
 - a. None
3. Overcame Discrimination in Quality of Education
 - a. None
4. Obtained Education Advocacy from Surrogate Parent
 - a. None
5. Obtained Education Advocacy from Attorney Ad Litem
 - a. None
6. Obtained Advice and Counsel on an Education Matter
 - a. None
7. Obtained Non-Litigation Advocacy Services (Brief Services) on an Education Matter
 - a. None
8. Obtained Referral on an Education Matter
 - a. None

BD. Special Education/Learning Disabilities

1. Obtained Special Education Eligibility
 - a. None
 - b. Obtained Eligibility for Initial Placement in Special Education
 - c. Improved or Obtained Additional Placement in Special Education
 - d. Obtained Other Appropriate Educational or Placement Services
2. Avoided Inappropriate Special Education Classification
 - a. None
 - b. Obtained Least Restrictive Placement in Special Education
3. Obtained Appropriate Educational Plan under Special Education Law
 - a. None
4. Obtained Appropriate Educational Services in an Inclusive and Integrated Setting
 - a. None
 - b. Obtained an Aide for ESE Student
 - c. Obtained Accommodations for ESE or 504 Student
5. Obtained Transition Services as Part of IEP
 - a. None

BE. Student Financial Aid

1. Obtained or Maintained Eligibility for Financial Aid
 - a. None

BF. Vocational Education

1. Obtained or Maintained Eligibility for Vocational Education Services
 - a. None
 - b. Overcame Barrier to Obtaining Vocational Educational Services

C. Employment

CA. Agricultural Worker Issues (Not Wage Claims/FLSA Issues)

1. Obtained Damages for MSPA Violation
 - a. None
2. Enforced Farmworker Employment Contract
 - a. None

CB. EITC (Earned Income Tax Credit)

1. Obtained EITC
 - a. None
2. Obtained EITC Audit Reconsideration Relief
 - a. None

CC. Employee Rights

1. Avoided or Obtained Redress for Wrongful Discharge
 - a. None
 - b. Obtained Reinstatement of Employment
2. Delayed Discharge
 - a. None
3. Obtained, Preserved or Increased Employment Benefit (e.g. Pensions)
 - a. None
 - b. Enforced Pension Rights
 - c. Enforced FMLA Rights
 - d. Enforced COBRA Rights
4. Resolved On-The-Job Issues (e.g. Safety or Grievance Procedures)
 - a. None

CD. Employment Discrimination

1. Overcame or Obtained Redress for Job Discrimination
 - a. None
2. Obtained Damages for Employment Discrimination
 - a. None

CE. Other Employment

1. Obtained Job Training
 - a. None
 - b. Obtained Tuition for Job Training Program
2. Improved Work or Training Program
 - a. None
3. Obtained Pay While in Job Training Program
 - a. None
4. Obtained Expungement of Adverse Records
 - a. None
 - b. Sealed or Expunged Arrest Record
 - c. Sealed or Expunged Unfounded Abuse Report
5. Obtained Advice and Counsel on an Employment Matter
 - a. None
6. Obtained Non-Litigation Advocacy Services on an Employment Matter
 - a. None
 - b. Obtained Assistance with Pro Se Pleading

7. Obtained Referral on an Employment Matter
 - a. None
 - b. Obtained Referral on Wage and Hour Matter
8. Obtained Representation on an Employment Matter (No Other Outcome)
 - a. None
9. Obtained Other Benefit on an Employment Matter
 - a. None
 - b. Removed Barrier to Employment
 - c. Created Plan for Removal of Barrier to Employment
 - d. Planned Transition from Benefits to Work
 - e. Obtained Support Services Needed for Employment
 - f. Obtained Job
 - g. Obtained Promotion
 - h. Obtained Affirmative Action Plan
 - i. Obtained Medical Care for Work Related Injury
 - j. Eliminated Unsafe Working Conditions

CE. Taxes (Not EITC)

1. Eliminated Delinquent Taxes Due
 - a. None
 - b. Obtained Innocent Spouse Relief for Client
 - c. Obtained Currently Non-Collectible Relief for Client
 - d. Successfully Disputed Tax Debt
2. Reduced Delinquent Taxes Due
 - a. None
 - b. Obtained Offer-In-Compromise Relief for Client
3. Obtained Installment Agreement
 - a. None
4. Obtained Other Tax Relief
 - a. None
 - b. Removed Notice of Federal Tax Lien
 - c. Removed Tax Preparer Fraud
 - d. Brought into Collection Compliance
 - e. Brought into Filing Compliance
 - f. Obtained Audit Reconsideration Relief (Non-EITC)
 - g. Obtained Tax Court Litigation Relief
 - h. Resolved Identity Theft

CG. Wage Claims and other FLSA (Fair Labor Standards Act) Issues

1. Obtained Wages or Back Pay Due
 - a. None
 - b. Obtained Fair Labor Standards Relief
 - c. Obtained Wage Increase
 - d. Eliminated Minimum Wage Violation
2. Received Assistance with Filing of Small Claims Case to Recover Back Pay
 - a. None
3. Obtained Judgment for Wages or Back Pay Due but Unable to Collect
 - a. None

D. Family

DA. Adoption

1. Obtained Adoption for Dependent Child
 - a. None
 - b. Obtained Step-Parent Adoption
 - c. Successfully Defended Adoption of a Minor Child
2. Avoided or Reversed the Adoption of a Child
 - a. None
3. Obtained Adoption of an Adult
 - a. None
4. Obtained Access to Sealed Adoption Records
 - a. None

DB. Adult Guardian/Conservatorship

1. Obtained Adult Guardianship or Conservatorship
 - a. None
 - b. Obtained Adult Guardianship
 - c. Obtained Guardian Advocate for Disabled Adult
 - d. Obtained Conservatorship
 - e. Obtained Order to File Simplified Annual Report
2. Dissolved Adult Guardianship or Conservatorship
 - a. None
 - b. Dissolved a Guardianship
 - c. Dissolved Guardian Advocate
 - d. Dissolved Conservatorship
3. Prevented Guardianship or Conservatorship
 - a. None

DC. Custody/Visitation

1. Obtained or Maintained Custody of Children
 - a. None
 - b. Obtained or Maintained Majority Timesharing (Custody)
 - c. Obtained Sole Parental Responsibility
2. Established or Preserved Temporary or Concurrent Custody
 - a. None
 - b. Established Temporary or Concurrent Custody
 - c. Defended Temporary or Concurrent Custody
3. Obtained Modification of Custody
 - a. None
 - b. Obtained Order of Relocation
 - c. Defended Petition to Relocate
 - d. Defended Modification of Custody
4. Obtained Enforcement or Contempt of Custody Order
 - a. None
5. Obtained or Preserved Right to Visitation
 - a. None
 - b. Obtained a Pick-Up Order
 - c. Defended a Pick-Up Order

6. Restricted Visitation of Adverse Party
 - a. None
7. Obtained Enforcement or Contempt of Visitation Order
 - a. None
8. Obtained Modification of Visitation
 - a. None
9. Defended Modification of Visitation
 - a. None
10. Obtained Protective Relief for Children (Not Injunction)
 - a. None

DD. Divorce/Separation/Annulment

1. Obtained a Divorce or Annulment
 - a. None
 - b. Obtained a Divorce
 - c. Obtained an Annulment
 - d. Obtained Divorce to Gain Eligibility for Benefit (e.g. Habitat, SHIP)
 - e. Obtained Divorce to Promote Client's Safety
 - f. Obtained Divorce for Estate Planning Purposes
2. Set Aside Divorce or Annulment
 - a. None
 - b. Set Aside Divorce
 - c. Set Aside Annulment
3. Enforced Separation Agreement
 - a. None
4. Enforced Property Settlement Agreement
 - a. None
 - b. Obtained Real Property Settlement Agreement
 - c. Obtained Ownership of Home
 - d. Obtained Exclusive Use of Home
 - e. Obtained Personal Property Settlement Agreement
 - f. Obtained Right to Retrieve Belongings
 - g. Obtained Unequal Distribution of Assets (Special Equity)
 - h. Obtained Equitable Distribution of Liabilities
 - i. Obtained Equitable Allocation of Tax Exemption
5. Obtained Portion of Retirement Benefits
 - a. None
 - b. Obtained QDRO to Enforce the Obtained Benefits

DE. Domestic Abuse

1. Obtained Protection from Domestic Violence
 - a. None
 - b. Obtained Protective Order Against Domestic Violence
 - c. Obtained Protective Order Against Sexual Violence
 - d. Obtained Protective Order Against Repeat Violence
 - e. Obtained Protective Order for Victim of Dating Violence
 - f. Obtained Protective Order for Victim of Stalking
 - g. Obtained Extension of Time Covered by Protective Order

- h. Obtained Other Modification of Protective Order to Provide Affirmative Relief to Victim
- i. Obtained Temporary Protective Order
- j. Enforced Protective Order
- k. Obtained Stipulated No Contact Order (Without Injunction)
- 1. Obtained Temporary or Ancillary Exclusive Use of Home
- 2. Defended Against Protective Order
 - a. None
 - b. Protective Order Denied
 - c. Protective Order Dismissed
 - d. Petition to Extend Protective Order Denied by Court
 - e. Obtained Modification of Protective Order to Benefit of Defendant
 - f. Obtained Determination of Compliance with Protective Order
 - g. Defended Victim Against Request for Protective Order Filed by Abuser
- 3. Obtained Protection from Adult Abuse or Neglect
 - a. None
- 4. Obtained Protection from Domestic Violence for a Client Aged 60 or Over
 - a. None
- 5. Avoided or Reversed Administrative or Judicial Finding of Child Abuse or Neglect
 - a. None
- 6. Obtained Assistance with Safety Planning
 - a. None
- 7. Obtained Protection from Adult Financial Exploitation
 - a. None

DE. Other Family

- 1. Obtained Substance Abuse Evaluation and Treatment
 - a. None
- 2. Obtained Mental Health Evaluation and Treatment
 - a. None
- 3. Obtained Batterer's Intervention Program
 - a. None
- 4. Obtained Parenting Class
 - a. None
- 5. Resolved Post-Judgment Family Matter
 - a. None
- 6. Obtained Plan to Improve Client or Family Stability
 - a. None
- 7. Saved Money for State on a Family Matter
 - a. None
- 8. Obtained Guardian Ad Litem Services on a Family Matter
 - a. None
- 9. Obtained Advice and Counsel on a Family Matter
 - a. None
- 10. Obtained Non-Litigation Advocacy Services on a Family Matter
 - a. None

11. Obtained Assistance with Self-Representation on a Family Matter
 - a. None
12. Obtained Referral on a Family Matter
 - a. None
13. Obtained Representation on a Family Matter (No Other Outcome)
 - a. None
14. Obtained Other Benefit on a Family Matter
 - a. None
 - b. Obtained Domestic Partnership Agreement
 - c. Obtained Parenting Agreement for Non-Traditional Family Member
 - d. Obtained Birth Certificate
 - e. Obtained Delayed Birth Certificate
 - f. Awarded Majority Parenting Time
 - g. Awarded Minority Parenting Time
 - h. Obtained Court Order for Passport for Child
 - i. Obtained Court Order for Right to Register Child In Client's School District
 - j. Enforced Other Family Law Award
 - k. Achieved Other Family Law Objective

DG. Parental Rights Termination

1. Avoided Termination of Parental Rights
 - a. None
 - b. Protected Parental Rights Through Delegation of Parental Authority
2. Avoided Protective Order or Removal of Children
 - a. None
3. Obtained Family Reunification
 - a. None
 - b. Obtained Family Reunification on Behalf of Children
 - c. Obtained Family Reunification on Behalf of Parents
4. Obtained Foster Care Services
 - a. None
5. Improved Terms of Foster Care Plan
 - a. None

DH. Paternity

1. Established Paternity for Child
 - a. None
 - b. Established Paternity to Gain Eligibility for Benefit
2. Avoided or Reversed Determination of Paternity of Child
 - a. None

DI. Support

1. Obtained, Preserved or Increased Child Support
 - a. None
 - b. Obtained Tax Exemption for Child Support
 - c. Obtained, Preserved or Increased Child Support (for TANF Recipient)
 - d. Obtained Temporary Child Support
 - e. Obtained or Maintained or Increased Children's Health Benefits

- f. Extended Child Support
- g. Obtained Income Withholding Order
- h. Obtained Other Enforcement of Child Support Order
- 2. Avoided, Terminated or Decreased Child Support
 - a. None
 - b. Stopped Garnishment of Pay or Benefits for Child Support
 - c. Children No Longer on TANF
 - d. Obtained Downward Modification of Child Support
 - e. Reinstated or Avoided Suspension of Driver's License for Non-Payment
- 3. Obtained, Preserved or Increased Spousal Support
 - a. None
 - b. Obtained Spousal Support or Benefits
 - c. Obtained Temporary Spousal Support
 - d. Obtained Rehabilitative Spousal Support Award
 - e. Obtained Bridge-The-Gap Spousal Support Award
 - f. Obtained or Maintained or Increased Spousal Support in Modification Action
 - g. Enforced Spousal Support
- 4. Avoided, Terminated or Decreased Spousal Support
 - a. None
 - b. Set Aside Alimony Award
 - c. Obtained Downward Modification of Spousal Support
 - d. Reduced or Terminated Spousal Support in Modification Action
 - e. Reduced Support Obligation or Enforcement Against Disabled Payer

E. Juvenile

EA. Delinquent

- 1. Obtained Acquittal in Delinquency Case
 - a. None
- 2. Obtained Reduced Charges in Delinquency Case
 - a. None
- 3. Obtained Community Based Disposition in Delinquency Case
 - a. None
- 4. Obtained Residential Treatment Alternative to Commitment to DJJ in Delinquency Case
 - a. None
 - b. Obtained Residential Treatment in Parental Home
 - c. Obtained Residential Treatment in Home of Relative Other Than Parents
 - d. Obtained Residential Treatment in Home of Non-Relative
- 5. Obtained Appropriate Service Plan for Child in Custody of DJJ
 - a. None
- 6. Obtained Appropriate Re-Entry Plan for Child in Custody of DJJ
 - a. None
- 7. Obtained Dismissal of CHINS Charges
 - a. None
- 8. Obtained Appropriate Services in CHINS Case
 - a. None

9. Obtained Necessary Services Through Filing of CHINS Petition
 - a. None
10. Maintained Placement of Child with Family in Delinquency or CHINS Case
 - a. None

EB. Emancipation

1. Obtained Benefits of Emancipation
 - a. None
 - b. Obtained Termination of Parental Rights

EC. Major Guardian/Conservatorship

1. Established Guardianship for Child
 - a. None

ED. Neglected/Abused/Dependent

1. Obtained Protection for Child from Abuse or Neglect
 - a. None
 - b. Obtained Protective Order on Behalf of Child
2. Avoided or Reversed Finding of Child Abuse Neglect by Parents
 - a. None
 - b. Avoided Protective Order or Removal of Children
 - c. Avoided or Reversed Admin or Judicial Finding Child Abuse or Neglect
 - d. Avoided Dependency
 - e. Terminated Dependency
3. Obtained Transfer for Child from Shelter or Foster Care to Residential Environment
 - a. None
 - b. Obtained Transfer to Parental Home
 - c. Obtained Transfer to Relatives' Home
 - d. Obtained Transfer to Adopted Home
4. Improved Terms of Foster Care Plan
 - a. None
 - b. Obtained a Suitable Performance Agreement
 - c. Improved Terms of Performance Agreement
 - d. Obtained New or Improved Health Care Within Foster Care System
 - e. Obtained New or Improved Mental Health Services Within Foster Care System
 - f. Obtained Independent Living for Foster Care Youth
 - g. Achieved Benefits from The "Road to Independence;" Other Benefits from Current or Former Foster Care Kids; or a Reversal of Cuts in Such Benefits.
 - h. Obtained Other Benefits for Foster Care Youth
5. Compelled Local CPMT to Provide Necessary Services for Juvenile
 - a. None
6. Compelled Other Public Agency to Provide Services for Juvenile Required or Authorized by Law
 - a. None

EE. Other Juvenile

1. Obtained Expungement
 - a. None
2. Obtained Significant System-Wide Change in a Juvenile Matter
 - a. None

3. Obtained Other Benefit on a Juvenile Matter
 - a. None
 - b. Accessed State-Held Trust Funds
 - c. Established Power-of-Attorney Concerning Child
4. Obtained Advice and Counsel on a Juvenile Matter
 - a. None
5. Obtained Non-Litigation Advocacy Services on a Juvenile Matter
 - a. None
6. Obtained Assistance with Self-Representation in a Family Matter
 - a. None
 - b. Obtained Assistance with Self-Representation on a Delinquency Matter
 - c. Obtained Assistance with Self-Representation in a Neglected, Abused or Dependent Matter
 - d. Obtained Assistance with Self-Representation in an Emancipation Matter
7. Obtained Referral on a Juvenile Matter
 - a. None
8. Obtained Representation on a Juvenile Matter (No Other Outcome)
 - a. None

F. Health

FA. Government Children's Health Insurance Programs

1. Obtained or Preserved Health Care Benefits for Children
 - a. None
 - b. Obtained or Preserved Enrollment in Government Children's Health Insurance Program
 - c. Obtained or Preserved Enrollment in Other Children's Health Program
 - d. Obtained Health or Medical Services for Children

FB. Home and Community Based Care

1. Obtained, Preserved or Increased Medicaid Waiver to Obtain Community-Based Care
 - a. None
 - b. Obtained Medicaid Waiver to Obtain Community-Based Care
 - c. Preserved Medicaid Waiver to Obtain Community-Based Care
 - d. Increased Medicaid Waiver to Obtain Community-Based Care

FC. Long Term Health Care Facilities

1. Prevented Abuse, Prevented Premature Discharge or Assured Quality Care in Nursing Home or Mental Treatment Facility
 - a. None
 - b. Obtained or Preserved Access to Nursing Home or Long Term Health Care Facility
 - c. Prevented Abuse in Nursing Home or Long Term Health Care Facility
 - d. Prevented Premature Discharge from Nursing Home or Long Term Care Facility
2. Obtained Discharge from Nursing Home, Assisted Living Facility or Mental Treatment Facility
 - a. None
3. Obtained Community Placement from Nursing Home (ACLF)
 - a. None
4. Obtained Long-Term Care Planning
 - a. None
 - b. Clarified Obligation for Nursing Home Costs

FD. Medicaid

1. Obtained, Preserved or Increased Medicaid Benefits or Rights
 - a. None
 - b. Obtained Medicaid Benefits
 - c. Preserved Medicaid Benefits
 - d. Reversed Denial of Medicaid Prescription Benefits
 - e. Reversed Denial of Medicaid Private Duty Nursing Hours
2. Resolved Issue of Medicaid Overpayment or Underpayment of Benefits
 - a. None
3. Arranged Health Care by Provider Desired by Medicaid Client
 - a. None
4. Prepared Medicaid Trust
 - a. None
5. Obtained Assistance with Medicaid Planning
 - a. None

FE. Medicare

1. Obtained, Preserved or Increased Medicare Benefits or Rights
 - a. None
 - b. Obtained, Preserved or Increased Part B Coverage
 - c. Obtained, Preserved or Increased Part D Coverage
 - d. Obtained, Preserved or Increased Other Coverage
2. Resolved Issue of Medicare Overpayment or Underpayment of Benefits
 - a. None
3. Arranged Health Care by Medicare Client's Desired Provider
 - a. None
4. Obtained Assistance with Meeting the Costs of Medicare Premiums and Deductibles
 - a. None
 - b. Obtained QMB Benefits
 - c. Obtained SLMB Benefits
 - d. Obtained 011 Benefits

FF. Other Health

1. Obtained, Preserved or Increased Individual Access to Health Care
 - a. None
 - b. Acquired Free Care Under Hill Burton
 - c. Obtained or Preserved Hospice Services
2. Stopped or Obtained Redress for Harmful Medical Treatment
 - a. None
3. Obtained Other Financial Assistance with Medical Expenses
 - a. None
 - b. Obtained Assistance with Medical Bills
 - c. Obtained Forgiveness of Debt
 - d. Obtained Free Prescriptions
 - e. Obtained or Preserved Durable Medical Equipment
4. Obtained Other Benefit on a Health Matter
 - a. None
 - b. Obtained Occupational Health Care

- c. Improved Working Conditions Under OSHA
- d. Obtained OSHA-Violation Damages
- e. Fined Employer for OSHA Violation
- f. Reduced Client Exposure to Pesticides
- g. Reduced or Eliminated use of Particular Pesticide
- h. Obtained Pesticide Exposure Damages
- i. Fined Employer for Pesticide Violation
- j. Obtained Change of Payee for Medicaid or Medicare Benefits
- 5. Obtained Advice & Counsel on a Health Matter
 - a. None
- 6. Obtained Non-Litigation Advocacy Services on a Health Matter
 - a. None
- 7. Obtained Assistance with Self-Representation in a Health Matter
 - a. None
- 8. Obtained Referral on a Health Matter
 - a. None
- 9. Obtained Representation on a Health Matter (No Other Outcome)
 - a. None

FG. Private Health Insurance

- 1. Obtained or Enforced Terms of Health or Disability Insurance
 - a. None
- 2. Obtained Payment on Health Insurance Claim
 - a. None

FH. State and Local Health

- 1. Obtained or Preserved State or Local Health Care Services
 - a. None

G. Housing

GA. Federally Subsidized Housing

- 1. Obtained or Preserved Access to Federally Subsidized Housing
 - a. None
 - b. Prevented Eviction by Negotiating Repayment Plan
 - c. Prevented Eviction Through Chapter 13 Bankruptcy
 - d. Prevented Eviction by Other Means
- 2. Obtained or Preserved Section 8 Voucher
 - a. None
 - b. Obtained Transfer of Section 8 Voucher to New Unit
- 3. Preserved or Increased Supply of Federally Subsidized Housing
 - a. None
- 4. Prevented Eviction from Federally Subsidized Housing
 - a. None
- 5. Enforced Federally Subsidized Housing Mobility
 - a. None

GB. Homeownership/Real Property (Not Foreclosure)

- 1. Obtained or Restored Clear Title to Property
 - a. None

2. Obtained Resolution of Property Tax or Fines Issue
 - a. None
 - b. Obtained Waiver or Reduction in Property Taxes or Fines
 - c. Obtained Other Resolution of Property Taxes or Fines
3. Obtained Reduction in Mortgage Cost
 - a. None
 - b. Reduced Mortgage Interest
 - c. Reduced Mortgage Principal
4. Obtained Other Modification in Mortgage
 - a. None
 - b. Voided Mortgage
 - c. Obtained Other Mortgage Modification
5. Obtained Access to Homeownership Financial Assistance Programs
 - a. None
6. Removed or Ejected Unlawful Occupant from Residence
 - a. None

GC. Housing Discrimination

1. Overcame or Obtained Redress for Discrimination in Obtaining Housing
 - a. None
 - b. Prevented or Ended or Lessened Race or National Origin Discrimination
 - c. Prevented, Ended or Lessened Sex Discrimination
 - d. Prevented, Ended or Lessened Age Discrimination
 - e. Prevented, Ended or Lessened Family Status Discrimination
 - f. Prevented, Ended or Lessened Disability Discrimination
 - g. Prevented, Ended or Lessened Religious Discrimination
 - h. Prevented, Ended or Lessened LGBT Discrimination
 - i. Prevented, Ended or Lessened Other Illegal Discrimination
2. Obtained Reasonable Accommodation for Disabled Client
 - a. None
3. Avoided Discrimination in Mortgage Financing
 - a. None
4. Avoided Discrimination in Administration of Foreclosure Process
 - a. None
5. Obtained Damages for Discrimination
 - a. None
6. Obtained Landlord Fines for Discrimination
 - a. None

GD. Mobile Homes

1. Gained Access to Mobile Home
 - a. None
2. Increased or Preserved Mobile Home Supply
 - a. None
 - b. Avoided Conversion of Mobile Home Park
 - c. Prevented Illegal Mobile Home Zoning Change
3. Avoided Eviction from Mobile Home
 - a. None

- b. Prevented Eviction by Negotiating Repayment Plan
- c. Prevented Eviction Through Chapter 13 Bankruptcy
- d. Prevented Eviction by Other Means
- 4. Prevented Repossession of Mobile Home
 - a. None
- 5. Overcame Illegal Sales Contract or Financing of Mobile Home
 - a. None
- 6. Prevented Rent Increase by Mobile Home Park
 - a. None

GE. Mortgage Foreclosures (Not predatory Lending/Practices)

- 1. Avoided Foreclosure or Other Loss of Home
 - a. None
 - b. Avoided Foreclosure Through Court Action
 - c. Avoided Foreclosure Through Negotiation
 - d. Avoided Foreclosure Through Chapter 13 Bankruptcy Filing
 - e. Avoided Foreclosure Through Reinstatement or Modification of Mortgage
- 2. Negotiated Short Sale of Property
 - a. None
- 3. Negotiated Deed in Lieu of Foreclosure
 - a. None
- 4. Avoided Deficiency Judgement
 - a. None
- 5. Avoided Negative Tax Implication of Foreclosure
 - a. None
- 6. Obtained Damages or Award in Foreclosure Matter
 - a. None
- 7. Obtained Compensation for Timely Vacating Foreclosed Property (“Cash for Keys”)
 - a. None

GF. Mortgage Predatory Lending/Practices

- 1. Stopped or Prevented Mortgage Predatory Lending Practices
 - a. None
 - b. Prevented “Mortgage Foreclosure Rescue” Scam

GG. Other Housing

- 1. Obtained Temporary FEMA Housing
 - a. None
- 2. Cleared Credit Record to Obtain Housing
 - a. None
- 3. Obtained or Preserved Other Access to Housing
 - a. None
- 4. Delayed Eviction or Foreclosure Providing Time to Seek Alternative Housing
 - a. None
 - b. Delayed Federally Subsidized Housing Eviction
 - c. Delayed Private Housing Eviction
 - d. Delayed Migrant Housing Eviction
 - e. Delayed Mobile Home Eviction
 - f. Delayed Foreclosure

5. Obtained Access to Personal Property
 - a. None
6. Obtained Return of Security Deposit
 - a. None
7. Avoided or Obtained Redress for Illegal or Unfair Charges by Landlord
 - a. None
8. Resolved Issue of Overpayment of Rent
 - a. None
 - b. Resolved Overpayment of Rent in Federally Subsidized Housing
 - c. Resolved Overpayment of Rent in Private Housing
 - d. Resolved Overpayment of Rent in Migrant Housing
 - e. Resolved Overpayment of Rent in Mobile Home Park
9. Overcame Denial of Tenant's Rights Under Lease
 - a. None
10. Stopped Prohibited Practice by Landlord
 - a. None
 - b. Ended Lockout
 - c. Ended Utility Shutoff
 - d. Stopped Other Prohibited Practice
11. Obtained Damages from Landlord for Prohibited Practice
 - a. None
12. Enforced Rights to Decent, Habitable Housing
 - a. None
 - b. Obtained Repairs
 - c. Eliminated Mold Contamination
 - d. Obtained Termination of Lease
 - e. Obtained Other Improvements in Housing Conditions
13. Formed Tenants' Group
 - a. None
 - b. Created or Assisted Tenant Group for Federally Subsidized Housing
 - c. Created or Assisted Tenant Group for Migrant Housing
 - d. Created or Assisted Tenant Group for Mobile Homes
14. Obtained Housing Counseling
 - a. None
15. Obtained Housing Search Assistance
 - a. None
16. Obtained Advice and Counsel on a Housing Matter
 - a. None
17. Obtained Non-Litigation Advocacy Services on a Housing Matter
 - a. None
18. Obtained Assistance with Self Representation in a Housing Matter
 - a. None
19. Obtained Referral on a Housing Matter
 - a. None
 - b. Referred Fair Housing Complaint to HUD, DOJ or FHAP
 - c. Referred to Foreclosure Prevention Service

20. Obtained Other Benefit on a Housing Matter
 - a. None
21. Obtained Representation on a Housing Matter (No Other Outcome)
 - a. None

GH. Private Landlord/Tenant

1. Gained Access to Private Rental Housing
 - a. None
2. Created or Preserved Supply of Private Rental Housing
 - a. None
 - b. Obtained Private Agency Funding
 - c. Preserved Migrant Housing Created or
 - d. Created or Preserved Supply of Other Private Rental Housing
3. Prevented Eviction from Private Housing
 - a. None
 - b. Prevented Eviction by Negotiating Repayment Plan
 - c. Prevented Eviction Through Chapter 13 Bankruptcy
 - d. Prevented Eviction by Negotiating Move-Out Date
 - e. Prevented Eviction by Other Means
4. Prevented Tenant Eviction in Foreclosure Action
 - a. None
5. Evicted or Ejected Tenant or Housemate
 - a. None
6. Avoided or Reduced Tenant Monetary Assessments
 - a. None
 - b. Obtained Reduction in Rent or Back Rent
 - c. Avoided or Reduced Late Fees
 - d. Avoided or Reduced Other Monetary Liability
7. Resolved Housing Code Violations
 - a. None

GI. Public Housing

1. Obtained or Preserved Access to Public Housing
 - a. None
 - b. Obtained Admission to Public Housing
 - c. Maintained Eligibility for Public Housing
 - d. Obtained Desired Transfer of Public Housing
2. Preserved or Expanded Supply of Public Housing
 - a. None
 - b. Avoided Conversion of Public Housing
 - c. Prevented Illegal Public Housing Zoning Change
3. Prevented Eviction from Public Housing
 - a. None
 - b. Prevented Eviction by Negotiating Repayment Plan
 - c. Prevented Eviction Through Chapter 13 Bankruptcy
 - d. Prevented Eviction by Other Means
4. Prevented Denial of Public Housing Tenant's Rights
 - a. None

H. Income Maintenance

HA. Food Stamps

1. Obtained, Preserved or Increased Food Stamps Eligibility or Right
 - a. None
2. Corrected Food Stamps Overpayment or Underpayment
 - a. None
 - b. Waived Food Stamps Overpayment
 - c. Obtained Payment Plan for Food Stamps Overpayment
3. Redressed Food Stamps Sanctions or Fraud Referral
 - a. None

HB. Other Income Maintenance

1. Obtained, Preserved or Increased Workers Compensation Benefit or Right
 - a. None
2. Corrected Workers Compensation Overpayment or Underpayment
 - a. None
3. Redressed Workers Compensation Sanctions or Fraud Referral
 - a. None
4. Obtained or Preserved Retirement Benefits
 - a. None
 - b. Obtained or Preserved Private Retirement Benefits
 - c. Obtained or Preserved Public Retirement Benefits
5. Obtained, Preserved or Increased Black Lung Benefits or Rights
 - a. None
6. Obtained or Increased FEMA Benefits
 - a. None
7. Obtained Assistance with Business Start or Development
 - a. None
8. Obtained Advice and Counsel on an Income Maintenance Matter
 - a. None
9. Obtained Non-Litigation Advocacy Services on an Income Maintenance Matter
 - a. None
10. Obtained Assistance with Self-Representation in an Income Maintenance Matter
 - a. None
11. Obtained Referral on an Income Maintenance Matter
 - a. None
12. Obtained Representation in an Income Maintenance Matter (No Other Outcome)
 - a. None

HC. Social Security (Not SSDI)

1. Obtained, Preserved or Increased Social Security Benefit or Right (Not SSDI)
 - a. None
 - b. Obtained, Preserved or Increased Social Security Retirement Benefit or Right
 - c. Obtained, Preserved or Increased Social Security Survivors' Benefit or Right
2. Corrected Social Security Overpayment or Underpayment
 - a. None
 - b. Waived Social Security Overpayment
 - c. Obtained Payment Plan for Social Security Overpayment

HD. SSDI

1. Obtained, Preserved or Increased SSDI Benefit or Right
 - a. None
 - b. Acquired SSDI Benefit or Right
 - c. Increased Existing SSDI Benefit
 - d. Preserved SSDI Benefit or Right
2. Corrected SSDI Overpayment or Underpayment Issue
 - a. None
 - b. Waived SSDI Overpayment
 - c. Obtained Payment Plan for SSDI Overpayment
3. Redressed SSDI Fraud
 - a. None

HE. SSI

1. Obtained, Preserved or Increased SSI Benefit or Right
 - a. None
 - b. Acquired SSI Benefit or Right
 - c. Increased Existing SSI Benefit
 - d. Preserved SSI Benefit or Right
2. Corrected SSI Overpayment or Underpayment
 - a. None
 - b. Waived SSI Overpayment
 - c. Obtained Payment Plan for SSI Overpayment
3. Redressed SSI Fraud
 - a. None

HF. State and Local Income Maintenance

1. Obtained, Preserved or Increased Child Care Benefits
 - a. None
2. Obtained LIHEAP or Utility Assistance
 - a. None
3. Obtained Placement in Workfare or Jobs Program
 - a. None
4. Obtained Transportation Assistance
 - a. None
5. Overcame Denial of Emergency Assistance By DSS
 - a. None
6. Overcame Illegal or Unfair Application of Welfare Work Requirement
 - a. None
7. Avoided Wrongful Placement or Term of Training
 - a. None

HG. TANF

1. Obtained, Preserved or Increased TANF or Other Public Income Support
 - a. None
 - b. Obtained, Preserved or Increased TCA Benefits
 - c. Obtained, Preserved or Increased Wages Benefits
 - d. Obtained, Preserved or Increased WTP Benefits
 - e. Obtained, Preserved or Increased Other Public Assistance Support

2. Corrected TANF Overpayment or Underpayment Issue
 - a. None
 - b. Waived TANF Overpayment
 - c. Obtained Payment Plan for TANF Overpayment
3. Remedied TANF Sanctions or Fraud Referral
 - a. None
4. Enhanced Welfare-To-Work Transition
 - a. None
 - b. Tailored Job Participation to Client's Desires
 - c. Obtained Training or Education Assistance
 - d. Tailored Education Participation to Client's Desires

HH. Unemployment Compensation

1. Obtained, Preserved or Increased Unemployment Insurance Benefits or Rights
 - a. None
2. Corrected Unemployment Compensation Overpayment or Underpayment
 - a. None
 - b. Waived Unemployment Compensation Overpayment
 - c. Obtained Payment Plan for Unemployment Compensation Overpayment
3. Redressed Unemployment Compensation Sanctions or Fraud Referral
 - a. None

HI. Veterans Benefits

1. Obtained, Preserved or Increased Veterans Benefits or Rights
 - a. None
2. Obtained Compensation for Veteran's Service-Connected Disability
 - a. None
3. Obtained Pension for Veteran's Non-Service Connected Disability
 - a. None
4. Obtained Veteran's Medical Benefits
 - a. None
5. Obtained Veteran's Education or Training
 - a. None
6. Obtained Veteran's Re-Employment
 - a. None
7. Improved Veteran's Discharge Status
 - a. None
 - b. Obtained Military Discharge Records
 - c. Obtained Change or Upgrade In Discharge Status
 - d. Successful Appeal of Discharge Status to Discharge Review Board
8. Corrected Veteran's Benefits Overpayment or Underpayment
 - a. None
 - b. Waived Veterans Benefits Overpayment
 - c. Obtained Payment Plan for Veterans Benefits Overpayment
9. Redressed Veteran's Benefits Sanctions or Fraud Referral
 - a. None

MICHIGAN ADVOCACY PROJECT, OUTCOMES – APRIL 2018³

1. Advice/brief service will permit client to resolve the case
2. Insufficient resources to fully represent or assist client
3. Enforced rights against predatory lending
4. Obtained federal bankruptcy protection
5. Stopped/reduced debt collection, garnishment, repossession
6. Overcame UDAP including enforced contract & warranty rights
7. Prevented utility shut off or restored utility service
8. Unsuccessful in achieving client goal in a consumer matter
9. Improved child's access to education
10. Unsuccessful in achieving client goal in a education matter
11. Enforced wage claim
12. Protected client against employment discrimination
13. Enforced other employment rights (non-wages)
14. Unsuccessful in achieving client goal in employment matter
15. Obtained tax benefits/prevented tax consequences
16. Employment status/rights clarified or improved
17. Obtained a divorce, custody and child support for a dv victim
18. Obtained/maintained custody and/or parenting time
19. Obtained divorce, legal separation, or annulment
20. Obtained/preserved PPO/other protective order for DV victim
21. Maintained/improved family economic stability
22. Reunited/maintained parent/child relationship in guardianship case
23. Unsuccessful in achieving client goal in domestic matter
24. Obtained Delegation of Parental Powers (POA) to protect child
25. Obtained a Medical POA/living will/health proxy
26. Prevented nursing home eviction
27. Obtained/Maintained or increased Medicaid/Medicare coverage
28. Obtained access to health insurance
29. Unsuccessful in achieving client goal in health matter
30. Prevented eviction/threat to possession (non-subsidized housing)
31. Prevented eviction/threat to possession (subsidized housing)
32. Avoided mortgage or property tax foreclosure or other loss of home
33. Obtained reduction in property taxes
34. Obtained time to find alternate housing for evicted client
35. Obtained/enforced tenant's right to repairs
36. Enforced other tenant rights (under lease, state, & local law)
37. Regained or protected possession in a lock out case
38. Restored/prevented utility shut off by landlord
39. Preserved right to possession in land contract or mobile home
40. Assisted client in gaining admission to housing
41. Unsuccessful in achieving client goal in housing matter
42. Successfully transferred property right

3 The MAP outcomes measures were developed in 2005 and in addition to being used on all MAP cases have been used by all Michigan programs for several statewide collaborative projects. The MAP outcomes are tied to the LSC CSR system and permit advocates to record an outcome on every closed case. The outcomes are also available at <http://ncforaj.org/wp-content/uploads/2018/05/MAP-outcomes-4-18-1.docx>.

43. Client/family obtained/maintained/increased benefits
44. Unsuccessful in achieving client goal in income maintenance matter
45. Immigration status clarified or improved
46. Obtained U.S. Citizenship
47. Enforced rights for an immigrant crime victim
48. Enforced rights for a disabled individual
49. Enforced/Protected individual rights
50. Unsuccessful in achieving client goal in individual rights matter
51. Enforced rights for a juvenile immigrant
52. VAWA petition
53. U-Visa
54. Obtained a Will
55. Successfully defended a Tort action
56. Obtained driver's license restoration
57. Obtained expungement of criminal record
58. Obtained Financial POA
59. Nonprofit received legal assistance/representation
60. Unsuccessful in achieving client goal in a miscellaneous matter

NATIONAL CENTER FOR ACCESS TO JUSTICE & COLUMBIA LAW SCHOOL HUMAN RIGHTS INSTITUTE, RECOMMENDED ACCESS TO JUSTICE INDICATORS FOR IMPLEMENTATION OF GOAL 16⁴

A. Disability

AA. Community Integration

1. Require all programs, especially those funded by Medicaid, to develop validated outcome measures to capture the externalities and intangible costs of failing to provide integrated settings. These could include measures of lack of socialization, use of psychotropics, lack of employment, and repeated stays in hospitals or jails/prisons. (These measures would inform the true costs of institutional settings, delaying care until hospitalization or jail, and denial of care by insurers or providers.)

AB. Survey

1. In past 12 months, have you had a dispute with health provider due to a [disability/your primary language]?
2. In past 12 months, have you experienced difficulty [receiving appropriate health care/accessing a court/entering a government office/using public transportation/entering a police station/accessing a jail or prison/entering a store/using a public restroom/entering your home] because of a [physical disability]?
3. In past 12 months, have you been unable to [receive appropriate health care/access a court/enter a government office/use public transportation/enter a police station/access a jail or prison/enter a store/use a public restroom/enter your home] because of a [physical disability]?
4. In past 12 months, have you experienced difficulty [receiving appropriate health care/accessing a court/entering a government office/using public transportation/entering a police station/accessing a jail or prison/entering a store/using a public restroom/entering your home] because of a [mental disability]?
5. In past 12 months, have you been unable to [receive appropriate health care/access a court/enter a government office/use public transportation/enter a police station/access a jail or prison/enter a store/use a public restroom/enter your home] because of a [mental disability]?
6. In past 12 months, have you experienced difficulty [receiving appropriate health care/accessing a court/entering a government office/using public transportation/entering a police station/accessing a jail or prison/entering a store/using a public restroom/entering your home] because of a [vision, hearing, or speech disability]?
7. In past 12 months, have you been unable to [receive appropriate health care/access a court/enter a government office/use public transportation/enter a police station/access a jail or prison/enter a store/use a public restroom/enter your home] because of a [vision, hearing, or speech disability]?
8. In past 12 months, have you experienced difficulty [receiving appropriate health care/accessing a court/entering a government office/using public transportation/entering a police station/accessing a jail or prison/entering a store/using a public restroom/entering your home] because of a [language barrier]?
9. In past 12 months, have you been unable to [receive appropriate health care/access a court/enter a government office/use public transportation/enter a police station/access a jail or prison/enter a store/use a public restroom/enter your home] because of a [language barrier]?

AC. Courts (civil and criminal)

1. Requests as well as provision/denial/removal of reasonable accommodations in court proceedings

AD. Social Security (Tracking)

1. Number of Number of claimants who die before receiving needed benefits and accompanying wait times
2. Number of applications filed before an individual is determined eligible

4 On September 16, 2016, the National Center for Access to Justice and Columbia Law School Human Rights Institute convened access to justice experts from the academic and nonprofit communities for a consultation with U.S. government officials to recommend measures to guide data collection for tracking the implementation of Goal 16 of the United Nations 2030 Agenda for Sustainable Development. The measures collected here are not necessarily in use today, but they can be used to guide data collection for promoting access to justice. The full collection is available at <http://ncforaj.org/wp-content/uploads/2016/12/Written-Submissions-Rev.-12.1.16-final-correct.pdf>.

B. Disaster Response

BA. Impact of civil legal assistance on disaster victims

1. The amount of recovery dollars obtained and the period of time before completion of program processing

BB. Legal Assistance

1. # of people who used the assistance of the following types:
 - a. None
 - b. Web
 - c. Informational forms
 - d. Caseworkers
 - e. Nonprofits
 - f. Lawyers

C. Employment/Labor

CA. Indicators for Wage Theft and Health & Safety Justice

1. Whether or not the contact turns into a bona fide complaint.
2. Any disposition of the claims or referrals made to outside resources, including back pay recovered (not simply assessed) and from whom
3. Liquidated damages recovered
4. Collect and report publicly on audits and investigations conducted by the WHD and SOL, and the extent of any back wage recoveries, details on orders to comply, etc.
5. Report on the number and type of WHD and OSHA matters referred to the SOL or DOJ or other government agency for litigation or prosecution, including all Brigade to Justice referrals to private counsel, and dispositions of those referrals.
6. The number of SOL filings made in WHD cases and all settlements and recoveries in those cases.
7. An evaluation of each hot goods proceeding, by industry and by region, including all resulting monetary recoveries.
8. The number of u-visa certifications, from which area of the country or referrals made to other agencies, and the results of those referrals. For each u-visa request, document information as to whether the worker(s) were represented by outside counsel or other worker advocate.
9. The number of retaliation complaints or inquiries made to the WHD and any referrals or action taken on those complaints or queries. The number of whistleblower cases filed under OSHA 11 C as well as the number of cases where there are merit findings and number resolved by settlement.

D. Family Law and Matrimonial Matters

DA. Pro Bono Contribution to Achieving Access to Justice

1. Money awards per client
2. Client income at intake vs. income at conclusion of case

DB. Litigant Trust in Justice System

1. Low-income litigants' trust of the courts (accounting for gender and status as victims of domestic violence)
2. Low-income litigants' belief that the process is fair and is likely to lead to a fair outcome (accounting for gender and status as victims of domestic violence)

E. Finance and Consumer Protection (Includes Credit Card Debt, Home Foreclosure)

EA. Proposals to evaluate access to counsel provided by legal aid programs

1. Collect data on number of legal problems that actively pursue attorneys' fees in consumer representation and the amount that was collected
2. Collect data on the amount of *cy pres* money legal aid programs received from consumer class action cases

EB. Proposals to evaluate access to counsel provided by law schools

1. Collect data on the number of cases clinic students represent consumers in debt cases.
2. Collect data on attorneys' fees collected by consumer clinics and *cy pres* received as a result of consumer class actions.

EC. Proposals to enhance courts' statistical reporting and measure access to counsel

1. Report outcome categories for represented and self-represented parties
2. Update number and type of outcome categories to better reflect disposition, e.g., is a dismissal with prejudice, or without prejudice? Did the dismissal occur before service of process? Does it represent a settlement or other agreement regarding the case?
3. Update reporting categories of cases to reflect practical distinctions in case types, e.g., separate categories for reporting of commercial and consumer debt collection.

ED. Proposals to measure access to information

1. Assess accessibility of information to language minorities whether written or available on-site, e.g., translators, trained court-personnel, etc.

F. Gender-Based Violence

FA. Domestic Violence and the Community

1. Follow-up contact with victims and ongoing contact with victims and their families
2. Exit interviews with victims

FB. Domestic Violence and the Courts

1. Quantitative data on
 - a. Number of continuances
 - b. Percentage of dismissals
 - c. Whether the judge grants child-related relief, child support, and/or maintenance with orders of protection
 - d. Whether the judge orders removal of firearms/weapons
2. Qualitative data on
 - a. Reasons for dismissal
 - b. Reasons for granting orders

G. Healthcare

GA. Improving access to justice in the field of health care

1. Data on whether providing formerly incarcerated individuals with access to medical, behavioral health, and social services contributes to a reduction in crime/recidivism
2. Data on the percent of patients who are referred to civil legal aid services by a health care professional/organization and in turn are subsequently administered a legal screening.
3. Data concerning the average amount of financial benefit that has an associated monetary value and is received by a patient as a result of a legal intervention
4. Data concerning the total dollars recovered by a health care organization from Medicaid and medicare as a result of a legal intervention on behalf of a patient.

GB. Legal aid and health-related social return on investment

1. Recording patient retroactive payments and inferring the typical Medicaid expenditure using Centers for Medicare and Medicaid Services actuarial tables (based on category and year of Medicaid enrollment), the past and future monetary value of Medicaid enrollment cases can be estimated.

GC. Legal aid descriptive and analytic health research studies

1. Self-reported health histories to collect association of legal issues and their health problems

H. Housing

HA. Material well-being

1. Homes saved
2. Social security, unemployment, and other government benefits secured or protected from loss
3. Employment secured or protected from loss

HB. Physical well-being

1. Improved living conditions
2. Various forms of abuse halted
3. Physical health protected or advanced through access to health care
4. Protection from environmental hazards

HC. Social well-being

1. Families kept together by retaining child custody
2. Divorces secured
3. Special education and other education benefits obtained

HD. Tracking numbers around evictions and foreclosures

1. How many receive judgements for/against them
2. How many tenants/homeowners are represented by counsel
3. How many landlords/banks are represented
4. How many tenants/homeowners are receiving assistance through limited legal access programs short of full counsel

HE. Access to Justice for persons experiencing homelessness

1. Days spent in pre- and post-trial detention
2. Bail denied because of lack of permanent address
3. Amount of fees and fines imposed
4. Probation denied because of lack of permanent address
5. Violations of probation due to lack of permanent address

HF. Services for homeless families or youth

1. Numbers and outcomes of disputes
2. Whether families/youth are represented by counsel
3. In how many removal cases is inadequate housing one of the reasons given
4. Numbers of cases where families are represented by counsel

I. Immigration

IA. Represented vs. Unrepresented Reasons for Case Disposal (%)

1. A removal order
2. Termination upon finding that the respondent was a U.S. citizen
3. Termination upon a finding that the respondent is otherwise not removable
4. A grant of relief based upon a finding of potential persecution if returned
5. A grant of relief on non-persecution grounds
6. Administrative closure
7. Grant of voluntary departure

IB. Other Access to Justice Indicators

1. Detention rates
2. Average bond amounts
3. % detained immigrants placed in removal proceedings outside the immigration court having jurisdiction over their place of residence

J. Public Benefits

JA. Indicators of Fairness within the Administrative Hearings/Appeals Process

1. How many claimants are represented in administrative adjudications
2. Impact of representation on claimant outcomes
3. Availability and impact on outcomes of pro se materials and assistance on both procedural and substantive issues

K. Veterans and Service Members

KA. Veteran Indicators

1. Percent of patients screened for health-harming legal needs in a given population;
2. Percent of patients with at least one health-harming legal need who are treated/addressed by the healthcare organization;
3. Percent of patients who are referred to civil legal aid services and receive a legal screening/intake;
4. Average financial benefit received by a MLP patient-client; and
5. Estimated financial benefit received by the MLP healthcare partner organization.

KB. Additional metrics to help legal services providers serving veterans measure needs and success in specific legal areas

1. The number of Veterans whose housing is stabilized because of eviction prevention and other housing advocacy;
2. The number of older and disabled veterans whose receipt of a VA pension has increased income and access to homecare;
3. The number of veterans who, because of a discharge upgrade, have improved access to service-connected disability compensation, healthcare, education assistance, pension, life insurance, housing loans, or employment assistance;
4. Number of veterans whose access to healthcare is improved through representation in Medicaid and Medicare matters; and
5. The number of veterans whose income is increased due to: receipt of public benefits, including Social Security and VA benefits; downward modification of child support payments; and addressed consumer debt issues.

L. Broader Approaches to Measuring Access to Justice & Developing Indicators

LA. Indicators for Basic Human Needs Civil Cases

1. How frequently is counsel actually provided?
2. How frequently do litigants waive or fail to invoke their right to counsel?
3. What effect does the appointment of counsel have on case outcomes as compared to cases where the litigants receive either limited assistance (such as a help desk, hotline, or easy-to-use forms) or no assistance at all?
4. How frequently and/or quickly do represented litigants achieving successful case outcomes return to court on the same matter when compared to litigants without representation?

LB. National Level Proposed Indicators

1. Number of beneficiaries served by recipients of capacity building activities, who have received targeted training in the last 12 months.
2. Percentage of recipients of capacity-building activities who report using the skills/knowledge gained from the trainings at least 6 months after training completion.
3. Increases in annual revenue/budget of the institution receiving capacity strengthening/organizational strengthening support

LC. Global Proposed Alternative Indicators to Goal 16.3

1. Proportion of those who have experienced a dispute in the past 12 months who have accessed a formal, informal, alternative or traditional dispute resolution mechanism and who feel the process was just.
2. Percentage of people who voice confidence in the judicial system

LD. Self-Represented Access

1. Collect Data on Frequency of Right to Counsel Appointments
2. Collect Data on Quality of Right to Counsel Representation
3. Collect Data on Frequency of Discretionary Appointments of Counsel

I. NON-FINANCIAL BENEFITS

A. Consumer/Finance

1. Obtained federal bankruptcy protection
2. Stopped or reduced debt collection activity
3. Averted repossession
4. Avoided or reduced deficiency judgements
5. Avoided, ended or reduced garnishment or levy
6. Overcame unfair or illegal sales contracts
7. Enforced sales contracts and/or warranties
8. Obtained or preserved credit
9. Resolved credit reporting errors
10. Overcame fraudulent sales practice
11. Avoided or delayed utility termination, or secured utility services
12. Obtained waiver or reduction of utility arrearage (including phone)
13. Obtained advice & counsel on a Consumer matter
14. Obtained non-litigation advocacy services on a Consumer matter
15. Obtained referral on a Consumer matter
16. Obtained other benefit on a Consumer matter
17. Overcame Predatory Lending Practices
18. Obtained insurance benefits (other than health or disability)
19. Obtained protection from financial abuse (by non-family member)
20. Submitted complaint to regulatory agency
21. Provided full representation in a Consumer matter, but no legal benefit achieved for the client

B. Education

1. Avoided or delayed or reduced length of suspension
2. Avoided or delayed expulsion
3. Overcame barrier to enrollment in school
4. Avoided inappropriate special education classification
5. Obtained individualized educational program and/or appropriate services consistent with the special education law
6. Obtained correction of school records
7. Obtained advice & counsel on an Education matter
8. Obtained non-litigation advocacy services on an Education matter
9. Obtained referral on an Education matter
10. Obtained other benefit on an Education matter
11. Obtained reversal of illegal suspension/expulsion from school
12. Obtained court order compelling DOE to provide services or information
13. Provided full representation in an Education matter, but no legal benefit achieved for the client

5 New York State Interest on Lawyer Account Fund (“IOLA”) developed their outcome measures with the assistance of Ken Smith at the Resource for Great Programs. These measures are one section of their Grantee Activity Report (“GAR”) and are organized into 11 subject areas (Housing, Education, Family, Immigration, Income Maintenance, etc.) with each subject area having 15-25 outcomes. The entire GAR is available online at IOLA Fund of the State of New York, Grantees, IOLA Annual Reporting Tool & Instructions, <https://www.iola.org/grantees/index.html>.

C. Employment

1. Overcame, or obtained redress, job discrimination
2. Obtained wages and/or back pay due
3. Avoided, or obtained redress for, wrongful discharge
4. Delayed discharge
5. Obtained, preserved or increased employment benefit (e.g., pension)
6. Obtained job training
7. Resolved on-the-job issue (e.g. safety or grievance procedures)
8. Obtained advice & counsel on an Employment matter
9. Obtained non-litigation advocacy services on an Employment matter
10. Obtained referral on an Employment matter
11. Obtained other benefit on an Employment matter
12. Received assistance and Monitoring of Complaint to recover back pay filed with state or federal agency
13. Received assistance with small claims case to recover back pay
14. Obtained judgement for wages or pack pay due (unable to collect)
15. Provided full representation in an Employment matter, but no legal benefit achieved for the client

D. Family

1. Obtained or maintained custody of children
2. Obtained or preserved right to visitation
3. Obtained a divorce, separation or annulment
4. Obtained assistance in securing separation or property settlement agreement
5. Obtained assigned divorce counsel
6. Obtained guardianship or adoption for dependent child
7. Avoided protective order/removal of children
8. Avoided termination of parental rights
9. Avoided or reversed administrative/judicial finding of child abuse/neglect
10. Established paternity for child
11. Obtained protection from domestic violence
12. Obtained, preserved, or increased child support
13. Obtained downward modification of child support
14. Obtained, preserved, or increased spousal support
15. Obtained downward modification of spousal support
16. Obtained foster care services
17. Improved terms of foster care plan
18. Obtained family reunification
19. Obtained advice & counsel on a Family matter
20. Obtained non-litigation advocacy services on a Family matter
21. Obtained referral on a Family matter
22. Obtained other benefit on a Family matter
23. Obtained assistance in enforcing separation/property settlement agreement
24. Obtained guardianship or conservatorship
25. Prevented guardianship or conservatorship
26. Obtained equitable distribution of marital property
27. Obtained protection from elder abuse or neglect
28. Obtained advice and counsel on guardianship and/or power of atty
29. Provided full representation in a Family matter, but no legal benefit achieved for the client

E. Juvenile

1. Obtained benefits of emancipation
2. Obtained advice & counsel on a Juvenile matter
3. Obtained non-litigation advocacy services on a juvenile matter
4. Obtained referral on a Juvenile matter
5. Obtained other benefit on a Juvenile matter
6. Obtained benefits in a PINS case
7. Compelled local CPS or ACS to provide necessary services
8. Provided full representation in a Juvenile [matter], but no legal benefit achieved for the client

F. Health

1. Obtained, preserved or increased Medicare benefits/rights/services
2. Obtained, preserved or increased Medicaid benefits/rights/services
3. Obtained, preserved or increased individual access to health care
4. Prevented abuse or premature discharge, or assured quality care, in nursing home, assisted living facility or mental treatment facility
5. Obtained discharge from nursing home, assisted living facility or mental treatment facility
6. Stopped, or obtained redress for, harmful medical treatment
7. Obtained, or enforced terms of, health, long-term care or disability insurance
8. Obtained advice & counsel on a Health matter
9. Obtained non-litigation advocacy services on a Health matter
10. Obtained referral on a Health matter
11. Obtained other benefit on a Health matter
12. Obtained assistance with Medicaid planning
13. Obtained long-term care planning
14. Obtained other financial assistance on a medical bill
15. Obtained, preserved or increased assistive technology devices/services
16. Obtained investigation of abuse and neglect in institutional setting
17. Provided full representation in a Health matter, but no legal benefit achieved for the client

G. Housing

1. Prevented eviction from public housing
2. Prevented eviction from private housing
3. Delayed eviction providing time to seek alternative housing
4. Obtained access to housing
5. Avoided or delayed foreclosure or other loss of home
6. Prevented denial of public housing tenant's rights
7. Avoided or obtained redress for charges by landlord
8. Overcame denial of tenant's rights under lease
9. Obtained repairs, improved housing conditions or otherwise enforced rights to decent, habitable housing
10. Preserved or restored access to personal property
11. Obtained clear title to property
12. Overcame, or obtained redress for, discrimination in obtaining housing
13. Obtained assistance in development/renovation of affordable housing
14. Obtained advice & counsel on a Housing matter
15. Obtained non-litigation advocacy services on a Housing matter
16. Obtained referral on a Housing matter

17. Obtained other benefit on a Housing matter
18. Prevented eviction from subsidized housing
19. Obtained, preserved or increased rights of manufactured home owner
20. Obtained, preserved or increased rights of home purchaser through a land sale contract
21. Provided full representation in a Housing matter, but no legal benefit achieved for the client

H. Income Maintenance

1. Obtained, preserved or increased public assistance, TANF or other welfare benefit/right
2. Overcame denial of emergency assistance
3. Overcame illegal or unfair application of welfare work requirement
4. Avoided wrongful placement or term of training
5. Obtained, preserved or increased Black Lung benefits/rights
6. Obtained, preserved or increased food stamps eligibility/right
7. Obtained, preserved or increased SSI benefit/right
8. Obtained, preserved or increased SSD benefit/right
9. Obtained, preserved or increased unemployment insurance benefits/rights
10. Obtained, preserved or increased Veterans benefits/rights
11. Obtained assistance with business start/development
12. Obtained advice & counsel on an Income Maintenance matter
13. Obtained non-litigation advocacy services on an Income Maintenance Matter
14. Obtained referral on an Income Maintenance matter
15. Obtained other benefit on an Income Maintenance matter
16. Obtained, preserved or increased workers compensation benefit/right
17. Obtained, preserved or increased income through a pooled trust
18. Provided full representation in an Income Maintenance matter, but no legal benefit achieved for the client

I. Individual Rights (Disability, Other)

1. Obtained or preserved or improved rights of disabled persons
2. Obtained or preserved or improved rights of institutionalized persons
3. Obtained, preserved or improved access to public facilities/accommodations
4. Obtained advice & counsel on an Individual Rights matter
5. Obtained non-litigation advocacy services on an Individual Rights matter
6. Obtained referral on an Individual Rights matter
7. Secured appropriate treatment plans in institutional setting
8. Obtained, preserved or increased community residential & support services
9. Obtained, preserved or increased vocational/rehabilitation training services
10. Obtained, preserved or advanced employment for disabled person
11. Obtained, preserved or improved housing for disabled person
12. Obtained tort relief under civil rights claim
13. Obtained relief or redress from constitutional violation
14. Obtained administrative relief from misconduct
15. Provided full representation in an Individual Rights matter, but no legal benefit achieved for the client

J. Immigration

1. Terminated or administratively closed EOIR proceeding, regardless of whether immigrant had been detained (regardless of whether obtaining other legal relief at the same time)
2. Obtained release from ICE custody (without obtaining other legal relief at the same time)

3. Obtained cancellation of removal, LPR and Non-LPR (record VAWA cancellation in 10.h)
4. Immigrant obtained citizenship
5. Immigrant obtained persecution based relief (asylum, withholding, CAT)
6. Obtained adjustment of legal status: family based relief
7. Obtained adjustment of legal status: asylee or refugee based relief
8. Obtained adjustment of legal status: VAWA based relief (e.g., U Visa, T Visa, VAWA self petition, VAWA Cancellation)
9. Obtained adjustment of legal status: Special Immigrant Juvenile
10. Obtained adjustment of legal status: country specific humanitarian relief (e.g., Haitian Relief, NACARA)
11. Obtained adjustment of legal status: Other (e.g., employment based)
12. Obtained employment authorization (without obtaining other legal relief, including non-immigrant status, at the same time)
13. Obtained other immigration benefit (e.g., replaced or renewed green card, renewed or extended non-immigrant status)
14. Obtained non-immigrant status: TPS
15. Obtained non-immigrant status: DACA and DAPA
16. Obtained non-immigrant status: U Visa and T Visa
17. Obtained non-immigrant status: VAWA self petition
18. Obtained non-immigrant status: Other
19. Obtained Family Court declaration that undocumented minor is abused, neglected or abandoned (initial step for adjustment of legal status based on Special Immigrant Juvenile)
20. Obtained advice & counsel on an Immigration matter
21. Obtained non-litigation advocacy services on an Immigration matter
22. Obtained referral on an Immigration matter
23. Provided full immigration screening and identified no available immigration relief
24. Provided full representation in an Immigration matter, but no legal benefit achieved for the client

K. Miscellaneous Benefits

1. Obtained a will
2. Avoided or reduced tort liability or judgement
3. Obtained name change
4. Solved a tax problem
5. Obtained a living will and/or health proxy or power of attorney
6. Overcame taking of or restriction to a driver's license
7. Obtained representation in affirmative litigation
8. Obtained representation in defensive litigation
9. Settled estate
10. Client withdrew or benefit unknown
11. Obtained advice & counsel on a Miscellaneous matter
12. Obtained non-litigation advocacy services on a Miscellaneous matter
13. Obtained referral on a Miscellaneous matter
14. Obtained benefit – none of the above – specify below:
15. Obtained other benefit on Miscellaneous matter
16. Obtained advice & counsel with tax issue
17. Obtained advice and counsel on wills, estate or life planning matters
18. Assisted client with collection of a judgment
19. Corrected criminal history records

II. FINANCIAL BENEFITS

A. Direct Dollar Benefits to Clients

- AA. Social Security, SSI
- AB. Other Federal Benefits (TANF, Food Stamps, etc.)
- AC. Unemployment compensation
- AD. Family Law
 - 1. Child Support
 - 2. Maintenance/Spousal Support
 - 3. Equitable Distribution of Assets
- AE. Affirmative landlord/tenant judgements (back rent, etc.)
- AF. Affirmative employment judgements
- AG. Affirmative consumer judgements
- AH. Other (e.g., insurance settlements, pension benefits, housing allowances)
 - 1. Specify:

B. Dollar Savings to Clients

- BA. Consumer/Finance Matters
 - 1. Bankruptcy
 - 2. Garnishment or levy
 - 3. Other consumer or tax matters
- BB. Family Law Matters
 - 1. Child Support
 - 2. Spousal Support
 - 3. Other family matters
- BC. Housing Law Matters
 - IA. Landlord/tenant
 - IB. Foreclosure
 - IC. Other housing matters
- BD. Health/Disability Matters
 - 1. Medicare
 - 2. Medicaid
 - 3. Home Health Care & Other Medical Services
 - 4. Other health matters
- BE. Income Maintenance Matters
 - 1. Public Assistance
 - 2. Food stamps
 - 3. SSI/SSD
 - 4. Other income maintenance matters
- BF. Other – Specify:
 - 1. Filing Fee Waivers (e.g., Immigration)
 - 2. Court Filing Fee Waivers (e.g., divorce, bankruptcy)
 - 3. Tuition and Education Fees Waived or Avoided

A. Advanced Directives

1. Adoption of foster care children

B. Cash Value of Legal Settlements

1. Obtain cash settlement

C. Consumer Law

1. Negotiate reductions in debt to affordable levels

D. Entitlements Law

1. Enroll in food stamps
2. Enroll in S.S.I/S.S.D.
3. Enroll in public assistance
4. Enroll in Medicaid

E. Family Law

1. Acquisition of health insurance by court order
2. Receive court-ordered child support
3. Obtain court-ordered custody and visitation arrangements
4. Adoption of foster care children

F. Family Law (including orders of protection)

1. Acquisition of health insurance by court order
2. Receive court-ordered child support
3. Obtain court-ordered custody and visitation arrangements
4. Adoption of foster care children
5. Obtain order of protection

G. Housing Law

1. Avoid homelessness

H. Immigration Law

1. Attain legal status

I. Medicaid/Medicare Law

1. Enroll in government-provided health insurance

J. Order of Protection

1. Receive order of protection

6 The Robin Hood Foundation employs a distinctive approach to measuring outcomes. It asks for reporting on the activities performed by lawyers and the favorable or unfavorable legal decisions obtained. Robin Hood assigns dollar values to those outcomes based on their cash value (e.g. maintenance of an entitlement) or their anticipated health impact (e.g. prevention of homelessness) for the client. Where possible, those estimates are based on underlying studies in which researchers relied on randomized control trial methodology. The entire set of metrics can be found at https://robinhoodorg-production.s3.amazonaws.com/uploads/2017/04/Metrics-Equations-for-Website_Sept-2014.pdf.

K. Entitlements Benefits

1. Receive food stamps
2. Receive S.S.I./S.S.D.
3. Receive public assistance
4. Enroll in government-provided health insurance (Medicaid or Medicare)

L. Housing

1. Person or family placed in one-bedroom subsidized housing unit
2. Person or family placed in three-bedroom subsidized housing unit
3. Person or family placed in four-bedroom subsidized housing unit
4. Victim of domestic violence placed in crisis housing
5. Person or family placed in efficiency apartment
6. Placement in transitional apartment

M. Tax Filing

1. Obtain refund for new filer
2. Obtain refund for sporadic tax filer
3. Obtain refund for filing previous year's tax returns

SHRIVER HOUSING PILOT PROJECTS, EVALUATION OF THE SARGENT SHRIVER CIVIL RIGHT TO COUNSEL ACT (AB590)⁷

I. LITIGANTS' PARTICIPATION IN THE JUSTICE SYSTEM

A. Did litigants file a legal response to the UD Complaint?

1. Answer/Response submitted
2. Default entered
3. Other

B. Were litigants more likely to raise affirmative defenses?

1. Affirmative defense raised
 - a. Habitability
 - b. Tenant paid for repairs
 - c. Timely tender refused
 - d. Plaintiff waived, charged, or cancelled notice
 - e. Retaliatory eviction
 - f. Discrimination
 - g. Rent control violation
 - h. Plaintiff accepted rent
 - i. Plaintiff committed acts of domestic violence
 - j. Estoppel
 - k. Defective notice
 - l. No reasonable ADA accommodation
 - m. Negotiations in other Language, Agreement in English
 - n. Other
 - o. None

II. COURT EFFICIENCY

A. How were cases resolved? Were there more settlements?

1. Stipulation or settlement
2. Trial
3. Dismissal
4. Default

B. Were cases resolved faster?

1. Case Length (in days)

III. CASE OUTCOMES

A. Were more tenants able to remain in their homes? If they had to move out, did they receive more time to do so?

1. Possession awarded to
 - a. Landlord
 - b. Tenant
 - c. Unknown (Dismissals)
2. Days to Move Out

⁷ These outcomes were developed to evaluate the California Right to Counsel pilot project. NPC Research worked with the Judicial Council to formulate a database that would capture legislative mandates. The case outcomes here are one component of this database. The entire evaluation report is available at <http://www.courts.ca.gov/documents/lr-2017-JC-Shriver-civil-right-to-counsel.pdf>.

B. Were there differences in other case outcomes that support tenants' ability to rent in the future, such as monetary awards, financial obligations, and credit protection?

BA. Monetary Awards to Plaintiff

1. Past due rent
2. Holdover damages
3. Attorney fees
4. Costs
5. Security deposit
6. Other

BB. Money Awarded to Defendant

1. Defendant costs and fees
2. Repairs
3. Statutory damages
4. Relocation costs
5. Attorney fees
6. Return deposit
7. Other

BC. Amount Ordered Paid by Defendant Relative to Amount Demanded

1. No payment
2. Dismissed payment
3. Reduced payment
4. Full payment
5. Additional payment

BD. Financial Outcomes

1. Temporary Stay of Eviction
2. Relocation costs
3. Repayment plan
4. Return security deposit
5. Any positive financial outcome

BE. Credit Outcomes

1. Not reported to credit agencies
2. Neutral credit references
3. Record sealed
4. Any positive credit outcome

I. MAIN BENEFITS

A. Conservatorship

1. Obtained or preserved conservatorship
2. Prevented or ended conservatorship
3. Obtained protection from abuse or neglect in conservatorship context
4. Obtained other benefit in a conservatorship matter

B. Consumer/Finance

1. Obtained federal bankruptcy protection
2. Prevented repossession, prevented or reduced deficiency judgements (secured or unsecured, not housing)
3. Ended or reduced debt collection or wage garnishment and enforcement of fair debt collection
4. Obtained relief from fraudulent sales practices or unlawful, unfair or deceptive acts or practices
5. Enforced sales contracts and/or warranties including breach of contract
6. Obtained or preserved credit, or resolved credit reporting errors
7. Prevented or delayed utility termination, or obtained utility services
8. Resolved issues related to identity theft
9. Obtained protection from financial abuse
10. Obtained reasonable and affordable loan
11. Obtained other consumer benefit

C. Disability Rights

1. Obtained, preserved or improved rights of institutionalized persons
2. Obtained, preserved or improved access to public facilities/accommodations
3. Obtained, preserved or improved access to government services/accommodations
4. Obtained, preserved or increased community residential & support services
5. Obtained other benefits (or rights) for person with disabilities

D. Education

1. Prevented, reduced or reversed suspension or expulsion
2. Obtained enrollment in school
3. Obtained, improved or increased special education services, i.e., individualized education program (IEP) and individual family services plan (IFSP) or other appropriate services or placements consistent with law
4. Obtained, improved or increased accommodations or other services under Section 504 or the ADA
5. Obtained, improved or increased access to post-secondary education or reduced barriers to post-secondary education
6. Obtained, increased or improved other education-related benefits or rights

E. Employment

1. Obtained unpaid wages due
2. Overcame or obtained relief from job discrimination, harassment, and/or retaliation and/or other adverse employment action
3. Improved employer's compliance with employment law and best practices

8 The State Bar of California Legal Services Trust Fund Program coordinated a multi-year series of discussions among most agencies doing work in different case types to develop outcomes for full service representation. The list here represents the 2018 outcomes measures. The entire California Evaluation and Main Benefits Handbook for 2018 is available at <http://ncforaj.org/wp-content/uploads/2018/05/Handbook-2017-August-Version-2017-08-31slc.docx>

4. Overcame or obtained relief from health and safety violation
5. Obtained, preserved, enforced worker's rights under collective bargaining when union not advocating for member
6. Removed disability-related barriers to employment
7. Obtained other benefits in employment matter

F. Family/Domestic Violence

1. Obtained or preserved custody of child(ren)
2. Obtained, preserved or increased visitation rights
3. Obtained protection from abuse or neglect
4. Obtained a divorce, separation, or annulment
5. Obtained, preserved, or increased child support
6. Obtained, preserved or increased household income and assets
7. Obtained downward modification of child support
8. Established parentage for a child
9. Obtained other benefit in a family law matter
10. Obtained a temporary restraining order or reissuance of a TRO under the DVPA
11. Obtained other services and benefits to protect from abuse or neglect
12. Prevented issuance or Obtained Termination of Protective Order (Family)
13. Obtained a restraining order after-hearing or renewal order under the DVPA

G. Guardianship

1. Obtained or preserved guardianship
2. Obtained, preserved or increased visitation rights
3. Prevented or ended guardianship
4. Obtained protection from abuse or neglect in a guardianship context

H. Health and Long-Term Care

1. Obtained or preserved eligibility under publicly funded health insurance
2. Obtained or preserved coverage under private insurance
3. Increased access to health insurance
4. Obtained or preserved eligibility for long-term care services
5. Increased access to long-term care services
6. Obtained protection from abuse and neglect in a Health and Long-term Care context
7. Obtained other benefit on a health matter

I. Housing

1. Prevented loss of current housing
2. Negotiated or facilitated move out to provide "soft landing"
3. Obtained or preserved access to housing
4. Prevented, ended or obtained relief from unfair or illegal behavior, or otherwise enforced rights or obtained remedies related to housing
5. Enforced rights to safe and habitable housing
6. Obtained, preserved, enforced rights of a landlord over a tenant
7. Obtained relief from foreclosure or property scam
8. Resolved property title dispute
9. Obtained other housing benefit

J. Immigration

1. Prevented deportation
2. Obtained citizenship
3. Obtained asylum (withholding of removal, convention against torture)
4. Obtained release from immigration custody
5. Obtained lawful permanent residency
6. Obtained employment authorization
7. Obtained legal status or quasi-legal status
8. Obtained other immigration benefit

K. Income Maintenance

1. Obtained, preserved, or increased foster care, Kin-GAP, or AAP (adoption assistance benefits) to which entitled
2. Obtained, preserved, or increased veterans or military benefits to which entitled
3. Obtained, preserved, or increased disability or age related benefits to which entitled
4. Obtained, preserved, or increased benefits to relieve hunger
5. Obtained, preserved, or increased benefits to help people maintain economic self-sufficiency
6. Obtained, preserved, or increased crime victim's compensation to benefit
7. Obtained, preserved, or increased other income maintenance benefits to which entitled

L. Juvenile

1. Obtained adoption
2. Obtained emancipation
3. Preserved or reunified family, including obtained or preserved parental rights
4. Obtained or maintained juvenile's independence from system involvement
5. Obtained name change, birth certificate (Miscellaneous)
6. Obtained, preserved, increased stability for youth involved in foster and juvenile justice system
7. Obtained other services or benefits for juvenile

M. Miscellaneous Benefits

1. Preserved or strengthened nonprofit infrastructure or expanded its capacity
2. Empowered community to advocate on own behalf
3. Preserved or strengthened community through (other) community development
4. Obtained, preserved, increased affordable housing
5. Removed barriers that impact employment, benefits, housing and self-sufficiency
6. Obtained or increased tax benefit or prevented or reduced tax liability
7. Obtained name change, birth certificate or gender change
8. Obtained a living will, advance health care directive, health proxy and/or power of attorney
9. Obtained a will
10. Obtained, preserved or increased civil rights of indigent people
11. Obtained, preserved or increased Indian/Tribal rights of indigent people
12. Obtained, preserved or increased prisoner rights
13. Avoided or reduced tort liability or judgement
14. Protected rights of victim in the criminal justice system
15. Obtained protection from civil harassment and/or stalking
16. Obtained protection from elder or dependent adult abuse

N. Access to Justice (Optional)

1. Accessed client's rights to the justice system
2. Avoided need for litigation
3. Set legal precedent
4. Clarified or changed policy of government agency or improved agency's provision of services or appeals processes
5. Assisted client with finding an attorney to represent him/her

II. ECONOMIC BENEFITS

A. Consumer & Bankruptcy

AA. Bankruptcy

1. Amount received for creditors
2. Monthly benefits obtained – do not annualize
3. Amount of debt discharged
4. Monthly cost savings and payment reductions

AB. Debt Collection, Garnishment or Levy

1. Amount of any cash settlement or judgement
2. Monthly benefits obtained – do not annualize
3. Amount of debt avoided; amount of garnishment or levy prevented
4. Amount of monthly garnishment prevented, if total amount is not eliminated

AC. Unfair, Deceptive Practices, Warranties or Contracts

1. Amount of any cash settlement or judgement
2. Monthly benefits obtained – do not annualize
3. Amount of contract enforced or prevented
4. Monthly cost savings and payment reductions

B. Employment

BA. Includes individual recovery as well as recovery for broader groups, such as through FLSA collective actions, PGA, or through class action

1. Judgement or settlement in wage and hour matter, discrimination or any other employment matter
2. Reinstatement in an employment matter based on monthly salary
3. Reduction or elimination of claimed amounts
4. Monthly cost savings and payment reductions

C. Family

CA. Child Support/Spousal Support

1. Client receives an order for monthly dollar amount for child or spousal support over a specific period of time.
2. Client receives an order for monthly dollar amount for spousal support, no time duration defined

D. Health and Long-Term Care

DA. Eligibility and coverage for medical services and care

1. Amount of recovery from insurance
2. Monthly benefits obtained – do not annualize
3. Amount of debt discharged
4. Monthly cost savings and payment reductions

DB. IHSS

1. Back awards & lump-sum settlement
2. Monthly benefits obtained – do not annualize
3. Reduction or elimination of claimed amounts
4. Monthly cost savings and payment reductions

E. Housing

EA. Landlord/Tenant

1. Amount of any cash settlement or judgement, including moving expenses or return of disputed (or undisputed) security deposit. If agreement or judgement allows tenant to stay in home for a number of months with a waiver or reduction in rent, then include calculation that is based on length of time multiplied by amount of rent
2. Value of retaining voucher or other housing subsidy.
3. Value of waiver or reduction of rent due

EB. Foreclosure

1. Amount of any cash settlement or judgement, including moving expenses. If agreement or judgement allows tenant of foreclosed home to stay in home for a number of months with a waiver or reduction in (future) rent, then include calculation that is based on length of time multiplied by rental value
2. Monthly benefits obtained – do not annualize
3. Amount of any case settlement or judgement for liability under existing lease and/or back rent waived.
4. Monthly cost savings and payment reductions

EC. Other (includes Affordable Housing, Discrimination)

1. Back awards & lump-sum settlement
2. Monthly benefits obtained – do not annualize
3. Reduction or elimination of claimed amounts
4. Monthly cost savings and payment reductions

F. Income Maintenance

FA. Disability or age-related Benefit (includes SSI/SSDI/SDI, CAPI, workers compensation and retirement benefits)

1. Lump sum or retroactive recovery
2. Monthly benefit amount won or retained
3. Claimed overpayment is reduced or waived
4. Monthly cost savings and payment reductions

FB. Maintain Economic Self-sufficiency (includes general relief, CalWorks, unemployment, homeless assistance, family leave and pension. Also includes SSA Child Benefits)

1. Lump sum or retroactive recovery; include value of services (eg, the tuition value of a training program)
2. Monthly benefit amount
3. Claimed overpayment, such as UIB or GA overpayment, is reduced or waived
4. Monthly cost savings and payment reductions

FC. Foster Care (Includes Kin-GAP, AAP, AFDC, ARC and other sources of FC)

1. Lump sum or retroactive recovery
2. Monthly benefit amount
3. Claimed overpayment is reduced or waived
4. Monthly cost savings and payment reductions

FD. Relieve Hunger (includes CalFresh and WIC)

1. Lump sum or retroactive recovery
2. Monthly benefit amount
3. Claimed overpayment is reduced or waived
4. Monthly cost savings and payment reductions

FE. Veteran's Benefits

1. Retroactive recovery
2. Monthly benefit amount
3. Claimed overpayment is reduced or waived
4. Monthly cost savings and payment reductions

FF. Other Income Maintenance (e.g. victim's compensation)

1. Back awards & lump-sum settlement
2. Monthly benefits obtained – do not annualize
3. Reduction or elimination of claimed amounts
4. Monthly cost savings and payment reductions

G. Miscellaneous

GA. Federal or State Tax Liability

1. Back awards & lump-sum settlement
2. Monthly benefits obtained – do not annualize
3. Liability reduced
4. Monthly cost savings and payment reductions

H. Other Judgements, Settlements & Awards

1. Back awards & lump-sum settlement
2. Monthly benefits obtained – do not annualize
3. Reduction or elimination of claimed amounts
4. Monthly cost savings and payment reductions

I. GOAL I: SOLVE CRITICAL LEGAL NEEDS

A. Housing Safety & Accessibility

1. Reduce unsafe housing
2. Protect access to housing
3. Enforce tenant & applicant rights to admission

B. Health Care & Benefits

1. Obtain and protect eligibility for government-funded health care programs
2. Enforce provision of dental services to children eligible for Medicaid
3. Obtain and maintain government benefits for which clients are eligible
4. Remove barriers to employment

C. Personal and Family Stability

1. Protect personal safety
2. Obtain divorce, support, custody, in significant cases such as:
 - a. Achieves another legal priority goal
 - b. Involves domestic violence
 - c. DCSE not involved or available
 - d. Initial petition or client's order challenged
 - e. Attorney on the other side
3. Protect educational rights of children
4. Protect parental rights
5. Provide advance planning documents

D. Consumer Income & Assets

1. Protect client income, assets and rights

⁹ As part of its Strategic Planning process, Virginia Legal Aid recently developed this set of outcome measures. The entire plan is available at <http://ncforaj.org/wp-content/uploads/2018/05/VLAS-Strategic-Plan-2018-2022-1.docx>

APPENDIX 3:

- APPENDIX 3: SOURCES PERTINENT TO TRACKING OUTCOMES**..... [A-62](#)

- I. Unlock the Potential of Outcomes Data Today..... [A-62](#)

- II. Pursue Solutions to Harder Challenges in Tracking Outcomes..... [A-64](#)

- III. Preserve the Integrity of Outcomes Data at all Times..... [A-65](#)

- IV. Additional Sources of Guidance on Using Data to Track Outcomes..... [A-66](#)

- V. Databases and other sources and analytics tools for supporting civil legal aid outcomes research
Virginia Legal Aid Society [A-67](#)

RESOURCES PERTINENT TO TRACKING OUTCOMES

LITERATURE

I. UNLOCK THE POTENTIAL OF OUTCOMES DATA TODAY

A. Use existing outcomes data more effectively

Civil legal aid reports that rely on outcomes data:

1. The Resource for Great Programs, [Economic Impacts of Civil Legal Aid Organizations Funded in Part by the Florida Bar Foundation](#) (Nov. 4, 2016).
2. Todd Gabe, Maine's Justice Action Group, [Economic Impact of Civil Legal Aid Services in Maine](#) (Nov. 1, 2016).
3. Kenneth A. Smith & Kelly Thayer, The Resource for Great Programs, Inc., [Economic Impact of Civil Legal Aid Organizations in Tennessee: Civil Justice for Low-Income People Produces Ripple Effects that Benefit Every Segment of the Community](#) (March 2015).
4. Community Services Analysis LLC, [Legal Aid of Sonoma County Social Return on Investment Analysis for the Year Ended December 31, 2013](#) (Feb. 27, 2015).
5. North Carolina Equal Access to Justice Commission, [108% Return on Investment: The Economic Impact to the State of North Carolina of Civil Legal Services in 2012](#) (Jan. 2014).
6. Community Services Analysis LLC, [Alabama Legal Aid Social Return on Investment Analysis](#). (2014).
7. Community Services Analysis LLC, [New Mexico Civil Legal Services Programs Social Return on Investment Summary](#). (2014).
8. Ken Smith, Kelly Thayer, & Kathy Garwold, The Resource for Great Programs, Inc., [An Assessment of the Economic and Societal Impacts of Three Legal Services Programs Funded by the Marin Community Foundation 2009 to 2012](#) (Sept. 12, 2013).
9. Community Services Analysis LLC, [Arizona Legal Aid Services Social Return on Investment Analysis](#) (Jan. 28, 2013).
10. Iowa Legal Aid, [The Economic Impact of Iowa Legal Aid](#) (Jan. 22, 2013).
11. Kenneth A. Smith & Andrew J. Brewer, The Resource for Great Programs, Inc., [Economic Impacts of Civil Legal Aid Organizations in Virginia: Civil Justice for Low-Income People Produces Ripple Effects That Benefit Every Segment of the Community](#) (Sept. 16, 2011).
12. Ken Smith, Barbara Finkelstein, and Christopher O'Malley, [Economic Impacts of Legal Aid: Civil Justice for Low-Income People Creates Ripple Effects That Benefit Every Segment of the Communities We Serve](#), Management Information Exchange Journal (Fall 2011).
13. Manuel Pastor, Justin Scoggins, Jennifer Tran, & Rhonda Ortiz, University of Southern California, [The Economic Benefits of Immigrant Authorization in California](#) (Jan. 2010).

Other studies of outcomes data:

1. NPC Research, [Evaluation of the Sargent Shriver Civil Counsel Act \(AB590\) Custody Pilot Projects](#) (July 2017).
2. Sarah Sternberg Greene, Parina Patel, & Katharine M. Porter, [Cracking the Code: An Empirical Analysis of Consumer Bankruptcy Outcomes](#), 101 Minn. L. Rev. 1031 (2017).
3. Mary A. Kernic, U.S. Department of Justice, [Impact of Legal Representation on Child Custody Decisions among Families with a History of Intimate Partner Violence Study](#) (May 2015).

4. Pennsylvania Interest on Lawyers Trust Account Board, [A Report on Pennsylvania's Access to Justice Act, FY 2004 – 2011](#) (May 2012).
5. Stout Risius Ross, Inc., [The Financial Cost and Benefits of Establishing a Right to Counsel in Eviction Proceedings under Intro 214-A](#) (Mar. 16, 2016).
6. Kelly L. Jarvis, Charlene E. Zil, Timothy Ho, Theresa Herrera Allen, Lisa M. Lucas, NPC Research, [Evaluation of the Sargent Shriver Civil Counsel Act \(AB 590\) Probate Pilot Project](#) (July 2017).
7. Jennifer Stave, Peter Markowitz, Tammy Cho, Danny Dubbaneh, Laura Simich, Nina Siulc, & Noelle Smart, Vera Institute of Justice, [Evaluation of the New York Family Unity Project: Assess the Impact of Legal Representation on Family and Community Unity](#) (Nov. 2017).
8. April Kuehnhoff & Cherie Ching, National Consumer Law Center, [Defusing Debt: A survey of Debt-Related Civil Legal Aid Programs in the United States](#) (June 2016).
9. The Council of the City of New York, [New York City Young Women's Initiative Report and Recommendations](#) (May 2016).
10. Transactional Records Access Clearinghouse, [Representation Makes a Fourteen-Fold Difference in Outcome: Immigration Court "Women with Children" Cases](#) (2015).
11. Fund for Modern Courts, [The Intersection of Immigration Status and the New York Family Courts](#) (June 15, 2015).
12. Peter A. Holland, [Junk Justice: A Statistical Analysis of 4,400 Lawsuits Filed by Debt Buyers](#), 26 No. 2 Loy. Consumer L. Rev. 179 (2014).
13. Jessica K. Steinberg, [In Pursuit of Justice? Case Outcomes and the Delivery of Unbundled Legal Services](#), 18 Geo. J. on Poverty L. & Pol'y 453 (2011).
14. Steering Committee of the New York Immigration Study Report, [Accessing Justice: The Availability and Adequacy of Counsel in Removal Proceedings](#), 33 Cardozo L. Rev. 357 (2011).
15. Rebecca L. Sandefur, [The Impact of Counsel: An Analysis of Empirical Evidence](#), 9 No. 1 Seattle J. for Soc. Just. 51 (2010).
16. Judicial Council of California, Center for Families, Children & the Courts, [The Benefits and Costs of Programs to Assist Self-Represented Litigants](#) (May 3, 2009).
17. Jaya Ramji-Nogales, Andrew Schoenholtz & Philip G. Schrag, [Refugee Roulette: Disparities in Asylum Adjudication](#), 60 Stan. L. Rev. 295 (2008).
18. The New York State Unified Court System, [Self-Represented Litigants in the NYC Family Court and NYC Housing Court](#) (Dec. 2005).

B. Move to “Big Goals” and client-centered measures to report outcomes

1. Celinda Lake, Daniel Gotoff, & Dawn Hoffman, [Messaging Civil Legal Aid](#) (Feb. 27, 2017).
2. Nancy Smith and Charity Hope, Vera Institute of Justice, [Cultivating Evaluation Capacity: A guide for Programs Addressing Sexual and Domestic Violence](#) (Jan. 2015).
3. Eugene Fram and Jerry Talley, Nonprofit Quarterly, [Using Imperfect Metrics Well: Tracking Progress and Driving Change](#) (July 24, 2012).
4. Compassion Capital Fund, National Resource Center, [Measuring Outcomes](#) (2010).
5. Gregg G. Van Ryzin & Marianne Engelman Lado, [Evaluating Systems for Delivering Legal Service to the Poor: Conceptual and Methodological Considerations](#), 67 Fordham L. Rev. 2553 (1999).

C. Combine outcomes with “big data” and other data sets

1. White House, Executive Office of the President, [Big Data: Seizing Opportunities, Preserving Values](#) (May 2014).
2. Legal Services Corporation, Legal Services National Technology Assistance Project, [Tech Library](#).
3. Laura Quinn, Idealware, [Visualizing Your Data Through Dashboards](#), Legal Services National Technology Assistance Project (November 2014).
3. United States Census Bureau, [Trainings & Workshops](#).
4. United States Census Bureau, [Which Data Table or Tool Should I Use?](#).
5. Sharon Machlis, [Chart and Image Gallery: 30+ Free Tools for Data Visualization and Analysis](#), ComputerWorld (Aug. 1, 2016).
6. Alison Davis-Holland, [Resource: SRLN Launches GIS for Justice Google Group \(SRLN 2016\)](#), SRLN Apr. 19, 2016).

D. Build communication between funders and providers

1. Jeffrey Kosbie, [Donor Preferences and the Crisis in Public Interest Law](#), 57 Santa Clara L. Rev. 43 (2017).

II. PURSUE SOLUTIONS TO HARDER CHALLENGES IN TRACKING OUTCOMES

A. Track “systemic” outcomes

1. Maryland Access to Justice Commission, [Economic Impact of Civil Legal Services in Maryland](#) (Jan. 1, 2013).

B. Secure feedback on outcomes

1. National Legal Aid & Defender Organization, [Incorporating Client Perspectives into Indigent Defense Research: A Guide for Practitioners](#) (Jan. 2018).
2. Martin D. Abravanel, The Urban Institute, [Surveying Clients About Outcomes](#) (2003).

C. Partner with courts to improve outcomes data

1. Shauna Strickland, Scott Graves, Richard Schaffler, [Virginia Self-Represented Litigant Study: Outcomes of Civil Cases in General District Court, Juvenile & Domestic Relations Court, and Circuit Court](#), National Center for State Courts (December 2017).
2. New York City Office of Civil Justice, [2016 Annual Report](#) (June 2016).
3. John Greacen, Greacen Associates, LLC., [Washington State Access to Court Information Project Survey](#) (Nov. 24, 2013).
4. Hon. Paul H. Anderson, National Center for State Courts, [Future Trends in Public Access: Court Information, Privacy, and Technology](#) (2011).
5. Victor Flango & Neal Kauder, U.S. Department of Justice, Office of Justice Programs, [Court Performance Measures in Child Abuse and Neglect Cases: Key Measures](#) (Apr. 2009).
6. Alisha Jarwala, Harvard Civil Rights-Civil Liberties Law Review, [Disaggregation is not Segregation: Why Breaking Down Racial Classifications Helps Vulnerable Communities](#) (Feb. 14, 2018).
7. Annie E. Casey Foundation, [By the Numbers: Using Disaggregated Data to Inform Policies, Practices, and Decision-Making](#) (2016).

D. Support holistic service by tracking outcomes

1. Rhode Island Legal Services, [Evaluation of the First Two Years of the Holistic Legal Assistance Network \(HLAN\) Project](#) (2015).
2. Jack Tsai, Darlene Jenkins, & Ellen Lawton, [Civil Legal Services and Medical Legal Partnerships Needed by the Homeless Population: A National Survey](#), 107 No. 3 Am. J. of Pub. Health 398 (2017).
3. Cynthia G. Lee, Brian J. Ostrom, & Matthew Kleiman, [The Measure of Good Lawyering: Evaluating Holistic Defense in Practice](#), 78 Alb. L. Rev. 1215 (2015).
4. Ellen Lawton & Elizabeth Tobin Tyler, [Optimizing the Health Impacts of Civil Legal Aid Interventions: The Public Health Framework of Medical-Legal Partnerships](#), 97 No. 7 Rhode Island Med. J. 23 (2013).

III. PRESERVE THE INTEGRITY OF OUTCOMES DATA AT ALL TIMES

A. Improve the integrity of outcomes data

1. Rachel J. Perry, Strategic Data Analytics, LLC., [Data Integrity: The Untapped Treasure of Legal Service Data](#), 28 No. 2 Mgmt. Info. Exchange J. 22 (2014).

B. Manage the challenge of proving causation (includes examples of randomized control trials in civil legal aid settings)

1. D. James Greiner & Andrea Matthews, [Randomized Control Trials in the United States Legal Profession](#), 12 Ann. Rev. of Law. and Soc. Sci. 295 (2015).
2. Lois R. Lupica, Dalie' Jimenez, D. James Greiner, & Rebecca L. Sandefur, [Improving the Lives of Individuals in Financial Distress Using a Randomized Control Trial: A Research and Clinical Approach](#), 21 Geo. J. on Poverty L. & Pol'y 449 (2013).
3. D. James Greiner, Cassandra Wolos Pattanayak, and Jonathan P. Hennessy, [The Limits of Unbundled Legal Assistance: A Randomized Study in a Massachusetts District Court and Prospects for the Future](#), 126 Harv. L. Rev. 901 (2013).
4. D. James Greiner & Cassandra Wolos Pattanayak, [Randomized Evaluation in Legal Assistance: What Difference Does Representation \(Offer and Actual Use\) Make?](#), 121 No. 8 Yale L. Journal 2118 (2012).
5. D. James Greiner, Cassandra Wolos Pattanayak, & Jonathan P. Hennessy, [How Effective are Limited Legal Assistance Programs? A Randomized Experiment in a Massachusetts Housing Court](#) (Sept. 1, 2012).
6. April Faith-Slaker, [A2J Evaluation and Research Options](#), The Access to Justice Lab at Harvard Law School (2018).

IV. ADDITIONAL GUIDANCE ON USING DATA TO TRACK OUTCOMES

A. Institutional Tools and Reports

1. Legal Services Corporation, [Civil Legal Outcomes Toolkit](#).
2. Mark Erwin & Meg Ledyard, National Legal Aid & Defender Organization, [Increasing Analytics Capacity: A Toolkit for Public Defender Organizations](#) (Oct. 2016).
3. Self-Represented Litigation Network, [SRLN Brief: Research & Data Resources \(SRLN 2015\)](#) (2015).
4. Marea Beeman, National Legal Aid & Defender Organization, [Basic Data Every Defender Program Needs to Track: A Toolkit for Defender Leaders](#) (2014).
5. National Legal Aid & Defender Organization, [LegalAidResearch.org](#).
6. American Bar Association, [Resource Center for Access to Justice Initiatives](#).
7. American Bar Association, [ATJ Assessment Materials](#).
8. Urban Institute, [Outcome Indicators Project](#).
9. National Criminal Justice Association, [BJA Center for Program Evaluation & Performance Measurement](#).
10. International Legal Foundation, [Measuring Justice: Defining and Evaluating Quality for Criminal Legal Aid Providers](#) (Nov. 2016).
11. Open Society Foundations, [Strengthening Pretrial Justice: A Guide to the Effective Use of Indicators](#) (2015).

B. General Articles

1. Alan W. Houseman, [Civil Legal Aid in the United States: An Update for 2017](#), Consortium for the National Equal Justice Library (Mar. 1, 2018).
2. David Udell, National Center for Access to Justice, [The Civil Legal Aid Movement for Access to Justice in the United States: Reflecting on 2015, Anticipating 2016](#) (Apr. 5, 2016).
3. U.S. Dept. of Justice, National Institute of Justice and Office for Access to Justice with the National Science Foundation, [White House Legal Aid Interagency Roundtable: Civil Legal Aid Research Workshop Report](#) (Feb. 2016).
4. Andrew Davies, [How Do We “Do Data” in Public Defense?](#), 78.3 Alb. L. Rev. 1179 (2015).
5. Alan Houseman & Elisa Minoff, Public Welfare Foundation, [The Anti-Poverty Effects of Civil Legal Aid](#) (Oct. 30, 2014).
6. Laura Abel, National Center for Access to Justice, [Economic Benefits of Civil Legal Aid \(NCAJ\) \(2012\)](#) (Sept. 4, 2012).

V. DATABASES AND ANALYTICS TOOLS

A. General

1. Data Analysis Framework, [External Data Sources](#). This site explains how to use American FactFinder, a tool created by the U.S. Census Bureau, to access census and survey data on poverty, race, sex, age, health, language, and other descriptors.
2. [American FactFinder](#), U.S. Census Bureau
3. [Data USA](#). This site, created in 2014 by Deloitte, Datawheel, and the MIT Media Lab, provides interactive visuals on a wide range of national data from different public data sources.
4. National Association of Counties, [NACo County Explorer](#).
5. Community Service Society, [The Unheard Third](#).
6. Foundation Center, [Issue Lab](#).

B. Crime

1. U.S. Department of Justice, [Uniform Crime Reporting](#). Crime statistics from law enforcement agencies across the nation that have voluntarily participated in the Uniform Crime Reporting (UCR) Program

C. Public Benefits

1. Social Security Administration, [Outcomes of Applications for Disability Benefits](#).

D. Language

1. United States Census Bureau, [2011 Language Mapper](#). This is a tool that maps where languages are spoken and levels of proficiency.

E. Access to Justice

1. National Center for Access to Justice, [The Justice Index](#).

F. Food Insecurity

1. Feeding America, [Food Insecurity in the United States](#).

G. Health

1. Centers for Disease Control and Prevention, [Interactive Map of Heart Disease and Stroke](#). Contains maps of heart disease, stroke, social environmental conditions, and health services. Certain data is available by census tract.
2. County Health Rankings, [County Health Rankings & Roadmaps](#). This site provides health outcomes and behaviors, health access, environmental factors, social factors by county.
3. United States Census Bureau, [Small Area Health Insurance Estimates \(SAHIE\) Program](#). Users can download data on health insurance estimates (county level).

H. Housing

1. The Eviction Lab, [Map & Data](#).
2. Office of Policy Development & Research, U.S. Department of Housing and Urban Development, [Comprehensive Housing Affordability Strategy](#) (CHAS). This site provides data about housing cost burdens and housing conditions.

I. Ideology

1. Pew Research Center, [Religious Landscape Study](#). This site displays results of a survey of beliefs about religion, political ideology, homosexuality, abortion, government aid to poor, and environmental regulation, broken down by state, region and select metropolitan area (including New York City and Philadelphia).

J. Opportunity/wellbeing.

1. Measure of America, [Mapping the Measure of America](#). This is an interactive mapping tool showing Human Development Index (composite measure of wellbeing and opportunity), including education, life expectancy, race, income. Users can search by state, county, and zip code.
2. Opportunity Nation & Child Trends, [The Opportunity Index](#). This website provides an “opportunity” grade as well as benchmarking data (city vs state vs national) comparing various opportunity, education, economic and community indicators.
3. Annie E. Casey Foundation, [Kids Count Data Center](#).

K. Court statistics

1. National Center for State Courts, [The Court Statistics Project](#).

L. Research community

1. PopUP Justice, [The Scholar Advocacy Matchup \(SAM\)](#).

NATIONAL CENTER FOR ACCESS TO JUSTICE
AT FORDHAM LAW SCHOOL

150 West 62nd Street
New York, New York 10023